

Montgomery County, MD

The National Community Survey

Report of Results
2024

Report by:



Visit us online!
www.polco.us



National Research Center at Polco is a charter member of the AAPOR Transparency Initiative, providing clear disclosure of our sound and ethical survey research practices.

Table of Contents

About The NCS.....	3
Methods	5
Key Findings	8
Facets of livability	9
Quality of Life	10
Governance.....	11
Economy	13
Mobility.....	15
Community Design	17
Utilities	19
Safety.....	20
Natural Environment.....	22
Parks and Recreation	23
Health and Wellness	24
Education, Arts, and Culture.....	25
Inclusivity and Engagement.....	27
Custom questions.....	29
Survey Instrument.....	39
Survey Communications	45
National Benchmark Tables	51
Custom Benchmark Tables.....	60
Complete Set of Frequencies	68
Full Trends.....	106
Methods (Open Participation).....	117
Open Participation Survey Results.....	119

About The NCS™

The National Community Survey™ (The NCS™) report is about the “livability” of Montgomery County. A livable community is a place that is not simply habitable, but that is desirable. It is not only where people do live, but where they want to live. The survey was developed by the experts from National Research Center at Polco.

Great communities are partnerships of the government, private sector, community-based organizations and residents, all geographically connected. The NCS captures residents’ opinions considering ten central facets of a community:

- Economy
- Mobility
- Community Design
- Utilities
- Safety
- Natural Environment
- Parks and Recreation
- Health and Wellness
- Education, Arts, and Culture
- Inclusivity and Engagement



POWERED BY POLCO



The report provides the opinions of a representative sample of 761 residents of the County of Montgomery County collected from August 19th, 2024 to September 30th, 2024. The margin of error around any reported percentage is 4% for all respondents and the response rate for the 2024 survey was 13%. Survey results were weighted so that the demographic profile of respondents was representative of the demographic profile of adults in Montgomery County.



How the results are reported

For the most part, the percentages presented in the following tabs represent the “percent positive.” Most commonly, the percent positive is the combination of the top two most positive response options (i.e., excellent/good, very safe/somewhat safe, etc.). On many of the questions in the survey respondents may answer “don’t know.” The proportion of respondents giving this reply is shown in the full set of responses included in the tab “Complete data.” However, these responses have been removed from the analyses presented in most of the tabs. In other words, the tables and graphs display the responses from respondents who had an opinion about a specific item.

Comparisons to benchmarks

NRC's database of comparative resident opinion is comprised of resident perspectives gathered in surveys from over 500 communities whose residents evaluated the same kinds of topics on The National Community Survey. The comparison evaluations are from the most recent survey completed in each community in the last five years. NRC adds the latest results quickly upon survey completion, keeping the benchmark data fresh and relevant. The communities in the database represent a wide geographic and population range. In each tab, Montgomery County's results are noted as being "higher" than the benchmark, "lower" than the benchmark, or "similar" to the benchmark, meaning that the average rating given by Montgomery County residents is statistically similar to or different (greater or lesser) than the benchmark. Being rated as "higher" or "lower" than the benchmark means that Montgomery County's average rating for a particular item was more than 10 points different than the benchmark. If a rating was "much higher" or "much lower," then Montgomery County's average rating was more than 20 points different when compared to the benchmark.

Trends over time

Trend data for Montgomery County represent important comparison data and should be examined for improvements or declines.¹ Deviations from stable trends over time represent opportunities for understanding how local policies, programs, or public information may have affected residents' opinions. Changes between survey years have been noted with an arrow and the percent difference. If the difference is greater than five percentage points between the 2021 and 2024 surveys, the change is statistically significant.

1. In 2020, The NCS survey was updated to include new and refreshed items. Consequently, some of the trends may be impacted due to wording modifications that could have potentially altered the meaning of the item for the respondent.

Methods

Selecting survey recipients

All households within Montgomery County were eligible to participate in the survey. A list of all households within the zip codes serving Montgomery County was purchased from Polco's mailing vendor, Go-Dog Direct, based on updated listings from the United States Postal Service. Since some of the zip codes that serve Montgomery County households may also serve addresses that lie outside of the community, the exact geographic location of each housing unit was compared to community boundaries using the most current municipal boundary file. Addresses located outside of the County boundaries were removed from the list of potential households to survey. Each address identified as being within city boundaries was further identified as being within a specific Council District as well as Regional Service Area. From that list, addresses were randomly selected as survey recipients, with multi-family housing units (defined as those with a unit number) sampled at a rate of 5:3 compared to single family housing units.

Conducting the survey

The 6,000 randomly selected households received mailings beginning on August 19th, 2024 and data collection for the survey remained open for 6 weeks. The first mailing was a postcard inviting the household to participate in the survey. The next mailing contained a cover letter with instructions, the survey questionnaire, and a postage-paid return envelope. The final mailing was a reminder postcard inviting the household one final time to participate in the survey. All mailings included a web link to give residents the opportunity to respond to the survey online. All follow-up mailings asked those who had not completed the survey to do so, and those who had already done so to refrain from completing the survey again.

The survey was available in English, Spanish, Simplified Chinese, Korean, French, Vietnamese, Farsi, and Amharic. All mailings contained paragraphs in all languages instructing participants on how to complete the survey in their preferred language.

Of the 6,000 households that received the invitations to participate, 761 completed the survey, providing an overall response rate of 13%. The response rate was calculated using AAPOR's response rate #2 for mailed surveys of unnamed persons.²

It is customary to describe the precision of estimates made from surveys by a "level of confidence" and accompanying "confidence interval" (or margin of error). A traditional level of confidence, and the one used here, is 95%. The 95% confidence interval can be any size and quantifies the sampling error or imprecision of the survey results because some residents' opinions are relied on to estimate all residents' opinions. The margin of error for the County of Montgomery County survey is no greater than plus or minus four percentage points around any given percent reported for all respondents (761 completed surveys).

In addition to the randomly selected "probability sample" of households, a link to an online open-participation survey was publicized by the County of Montgomery County. The open-participation survey was identical to the random sample survey, with two small updates; it asked a question to confirm the respondent was a resident of Montgomery County and also a question about where they heard about the survey. The open-participation survey was open to all county residents and became available on September 12th, 2024. The survey remained open for 3 weeks. The data presented in the following tabs exclude the open participation survey data, but a tab at the end provides the complete frequency of responses to questions by the open-participation respondents.

Analyzing the data

Responses from mailed surveys were entered into an electronic dataset using a "key and verify" method, where all responses are entered twice and compared to each other. Any discrepancies were resolved in comparison to the

original survey form. Range checks as well as other forms of quality control were also performed. Responses from surveys completed on Polco were downloaded and merged with the mailed survey responses.

The demographics of the survey respondents were compared to those found in the 2020 Census and 2022 American Community Survey estimates for adults in the County of Montgomery County. The primary objective of weighting survey data is to make the survey respondents reflective of the larger population of the community. The characteristics used for weighting were age, sex, race, Hispanic origin, housing type, housing tenure, and area. No adjustments were made for design effects. Weights were calculated using an iterative, multiplicative raking model known as the ANES Weighting Algorithm.³ The results of the weighting scheme for the probability sample are presented in the following table.

NRC aligns demographic labels with those used by the U.S. Census for reporting purposes, when possible. Some categories (e.g., age, race/Hispanic origin, housing type, and length of residency) are combined into smaller subgroups.

		Unweighted	Weighted	Target ⁴
Age	18-34	6%	26%	26%
	35-54	29%	36%	36%
	55+	64%	38%	38%
Hispanic origin	No, not of Hispanic, Latino/a/x, or Spanish origin	90%	82%	82%
	Yes, I consider myself to be of Hispanic, Latino/a/x, or Spanish origin	10%	18%	18%
Housing tenure	Own	78%	66%	66%
	Rent	22%	34%	34%
Housing type	Attached	42%	52%	52%
	Detached	58%	48%	48%
Race & Hispanic origin	Not white alone	40%	56%	56%
	White alone, not Hispanic or Latino	60%	44%	44%
Sex	Man	45%	48%	48%
	Woman	55%	52%	52%

The survey datasets were analyzed using all or some of a combination of the Statistical Package for the Social Sciences (SPSS), R, Python and Tableau. For the most part, the percentages presented in the reports represent the “percent positive.” The percent positive is the combination of the top two most positive response options (i.e., excellent/good, very safe/somewhat safe, essential/very important, etc.), or, in the case of resident behaviors/participation, the percent positive represents the proportion of respondents indicating “yes” or participating in an activity at least once a month.

On many of the questions in the survey respondents may answer “don’t know.” The proportion of respondents giving this reply is shown in the full set of responses included in the tab “Complete data”. However, these responses have been removed from the analyses presented in the reports. In other words, the tables and graphs display the responses from respondents who had an opinion about a specific item.

Contact

Montgomery County funded this research. Please contact The Montgomery County Office of Management and Budget, CountyStat Team at CountyStat.Montgomery@montgomerycountymd.gov if you have questions about the survey.

Study Limitations

All public opinion research is subject to unmeasured error. While the methodologies employed for this survey were designed to minimize this error as much as possible, these other sources of potential error should be acknowledged. **Non-response error** arises when those who were selected to participate in the survey did not do so, and may have different opinions or experiences than those who did respond. **Coverage error** refers to the possibility that some respondents that should have been included in the surveyed population were not (e.g., for a general resident survey, USPS mailing lists may exclude certain types of housing units, such as multi-family buildings where mail is delivered to a common area rather than to a specific unit (though this is rare), or where mail is received at a PO box instead of the at household's physical location. Finally, **recall bias** occurs when respondents may not perfectly remember their experiences in the past year (such as participation in social or civic events), and **social desirability bias** may cause respondents to answer in ways they think cast their responses in a more favorable light.

Survey Validity

See the Polco Knowledge Base article on survey validity at <https://info.polco.us/knowledge/statistical-vali>

2. See AAPOR's Standard Definitions for more information at <https://aapor.org/standards-and-ethics/standard-definitions/>

3. Pasek, J. (2014). ANES Weighting Algorithm. Retrieved from <https://surveyinsights.org/wp-content/uploads/2014/07/Full-anesrake-paper.pdf>

4. Targets come from the 2020 Census and 2022 American Community Survey

Key Findings

Highest-performing areas:

- Residents offered high marks for the job the county does at attracting and valuing residents from diverse backgrounds, as well as the openness and acceptance toward people of diverse backgrounds. Each of these items ranked higher or much higher than the national benchmark average.
- The overall facet of education, arts, and culture, as well as opportunities to attend cultural/arts/music activities both ranked higher than national averages.
- Parks and recreation opportunities and services were rated positively by most residents, with 8 in 10 respondents giving praise to County parks and the overall quality of parks and recreation opportunities.
- Overall economic sentiment remained strong, and while some items experienced a downward trend since 2021, higher-than-average ratings were provided for the variety of businesses and service establishments, shopping opportunities, and employment opportunities.

Potential areas of focus:

- While overall ratings remained high, many items in the facet of the economy saw a decline since 2021, including employment opportunities, shopping opportunities, the overall quality of business and service establishments, and overall economic health.
- K-12 education and adult educational opportunities experienced statistically significant downward trends since 2021, though both remained similar to the benchmark average.
- Residents provided lower ratings for some items related to community design. Among others, declining ratings were seen for well-planned residential and commercial growth, well-designed neighborhoods, variety of housing options, and overall quality of new development.

Other notable results:

- Around 65% of residents indicated that affordable housing has gotten somewhat or much worse in the past two years, while 12% of respondents indicated it has gotten much or somewhat better.
- Approximately half of respondents indicated they believed crime has gotten worse in the past two years, while 16% of respondents believe it has gotten better.
- Just over half of residents indicated they believed traffic has gotten worse in the past two years, potentially influencing the downward trend seen on ratings for both traffic enforcement (from 59% positive in 2021 to 53% in 2024) and traffic signal timing (57% to 51%). Still, sentiment towards ease of travel by car remained consistent with 2021 results, with 6 in 10 residents providing positive ratings.
- When considering sources of information for County services, activities, and events, residents were most likely to utilize the County website, followed by word of mouth, local newspapers, Alert Montgomery, local television, publications from County government or elected officials, and radio.

National Benchmark Comparisons:

Of the 123 evaluative questions included in the survey, 111 were considered similar to national benchmark averages. 1 was considered much higher*, 9 were considered higher, and 2 were considered lower.

**A rating is considered similar if it is within 10 pts of the benchmark average, higher/lower if it is more than 10 pts different from the average, and much higher/lower if it is more than 20 pts different from the average.*

Areas of greatest change since 2021:

Of the 123 evaluative questions included on both the 2021 and current survey iterations, 46 were statistically similar to previous results, while 77 ratings decreased since 2021. Changes are considered statistically significant if the 2024 rating was +/- 5% from the previous survey effort. The most significant of those trends are listed below.

Decreases

- Code enforcement (-16%)
- Montgomery County informing residents about issues (-14%)
- Employment opportunities (-13%)
- Variety of housing options (-13%)
- Availability of affordable quality childcare/preschool (-13%)
- K-12 education (-13%)

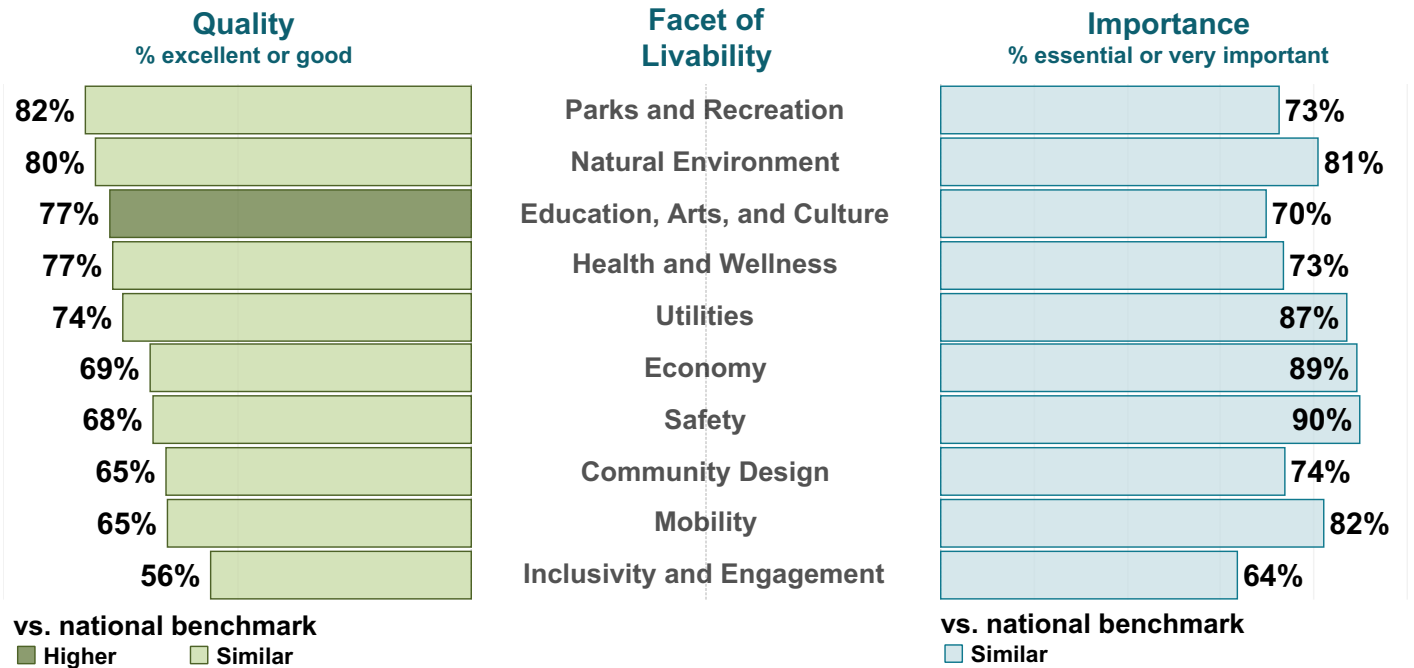
Facets of livability



Every jurisdiction must balance limited resources while meeting resident needs and striving to optimize community livability. To this end, it is helpful to know what aspects of the community are most important to residents and which they perceive as being of higher or lower quality. It is especially helpful to know when a facet of livability is considered of high importance but rated as lower quality, as this should be a top priority to address.

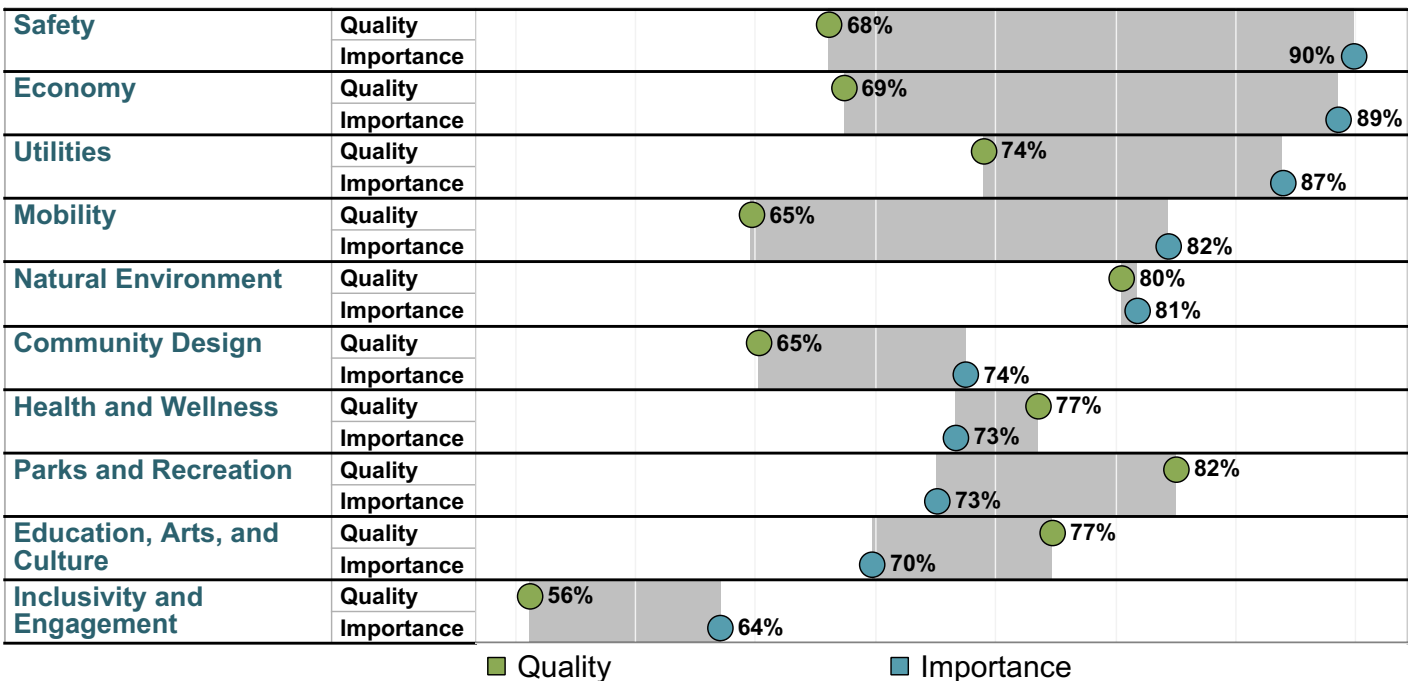
Quality and Importance by the Numbers

The table below shows the proportion of residents who rated the community facets positively for quality and the priority (importance) placed on each. Also displayed is whether local quality ratings were lower, similar, or higher than communities across the country (the national benchmark).



Quality/Importance Gap Analysis

The gap analysis chart below shows the same data as above; however, this chart more clearly illustrates the comparative differences in quality and importance ratings for each facet, as well as the absolute ratings for each.



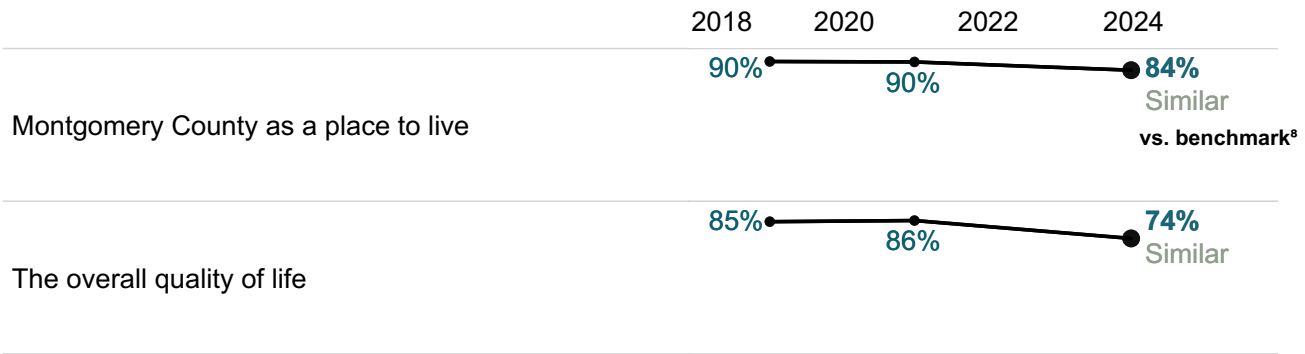
The overall quality of life in Montgomery County, 2024

Quality of Life

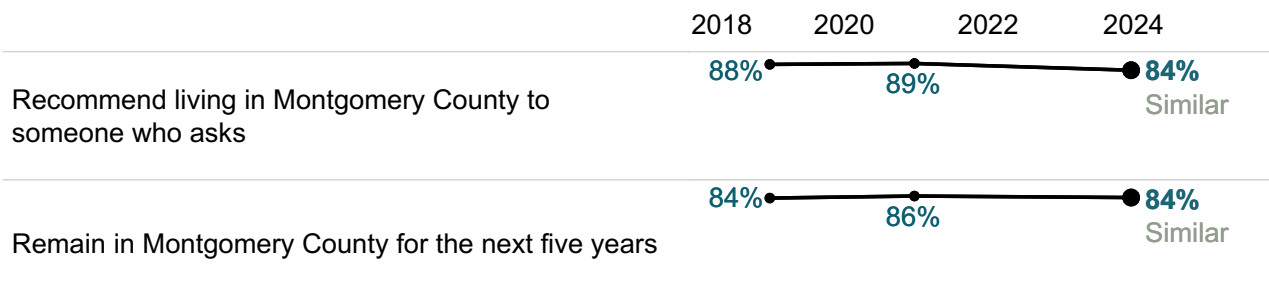
Measuring community livability starts with assessing the quality of life of those who live there, and ensuring that the community is attractive, accessible, and welcoming to all.



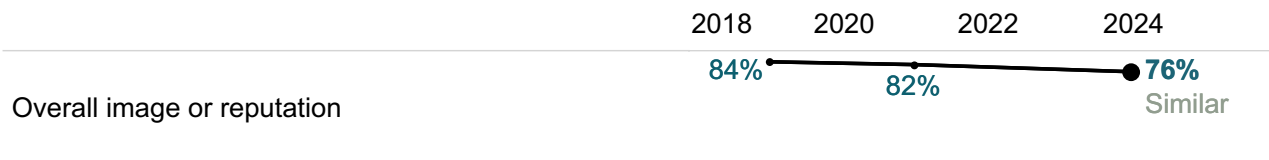
Please rate each of the following aspects of quality of life in Montgomery County. (% excellent or good)



Please indicate how likely or unlikely you are to do each of the following. (% very or somewhat likely)



Please rate each of the following in the Montgomery County community. (% excellent or good)



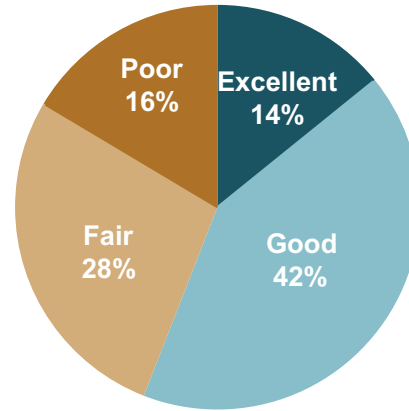
⁸. Comparison to the national benchmark is shown. If no comparison is available, this is left blank.



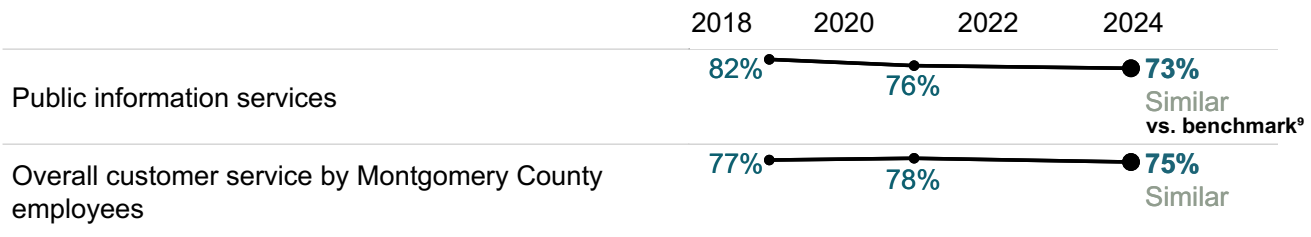
Governance

Strong local governments produce results that meet the needs of residents while making the best use of available resources, and are responsive to the present and future needs of the community as a whole.

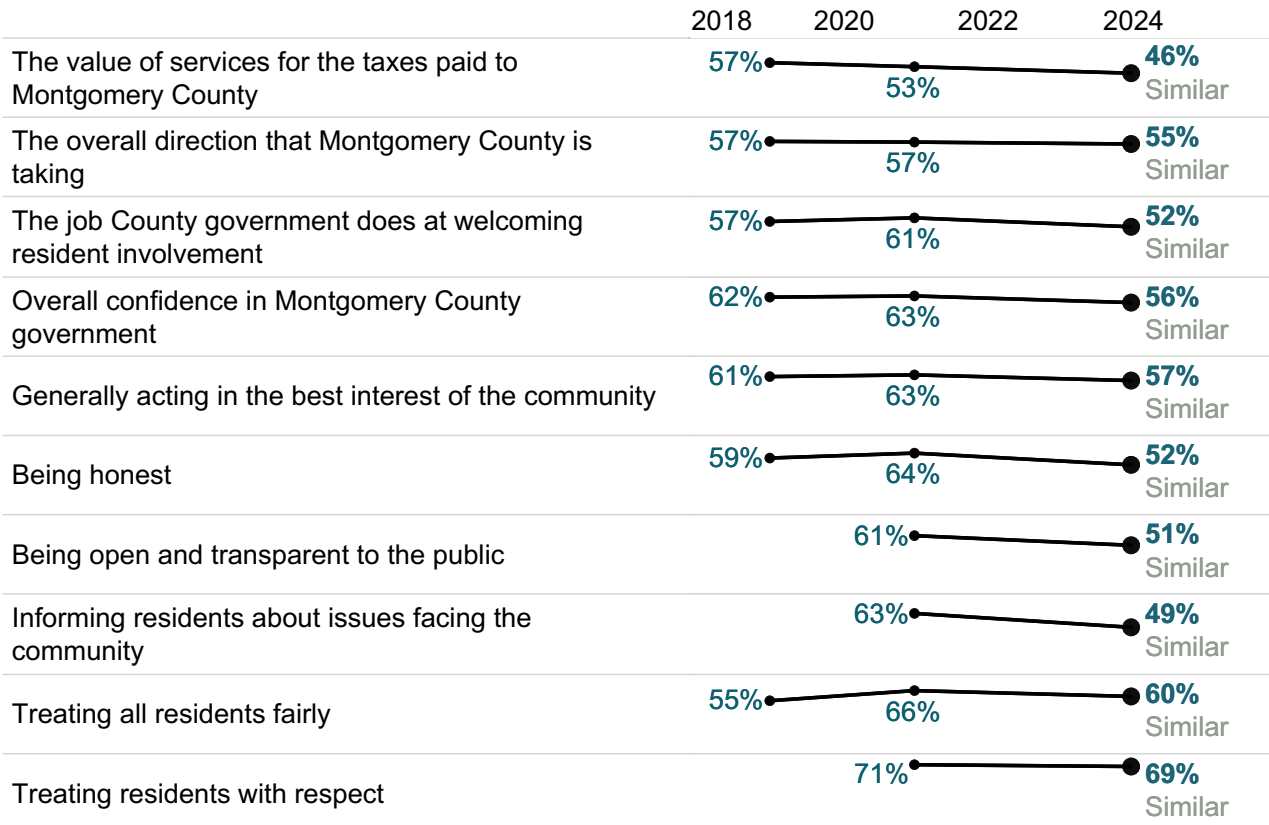
Overall confidence in Montgomery County government, 2024



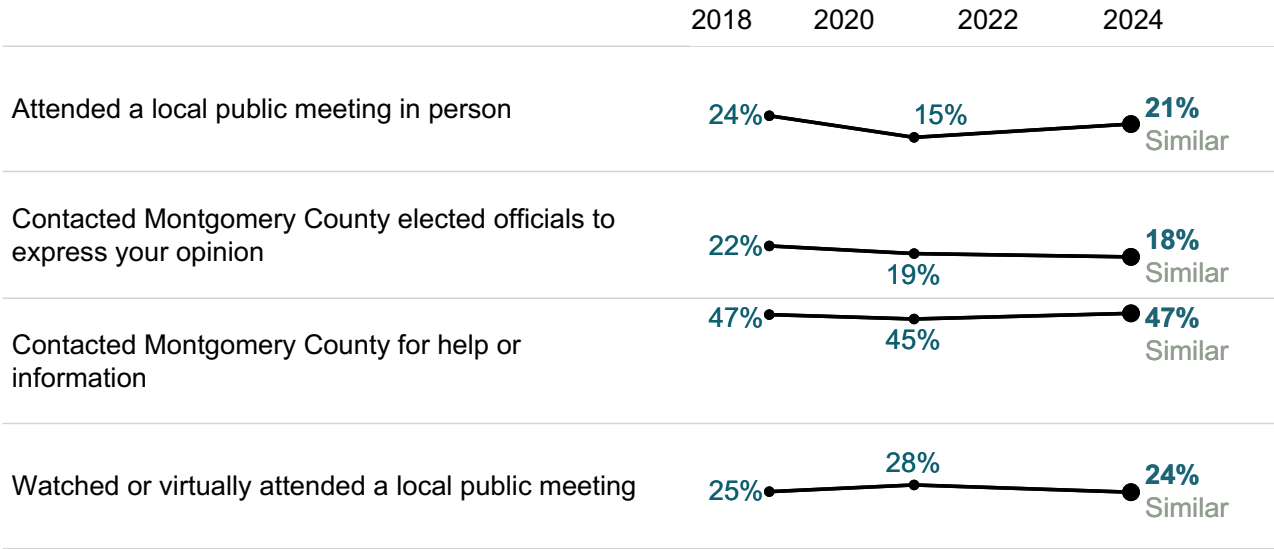
Please rate the quality of each of the following services in Montgomery County.
(% excellent or good)



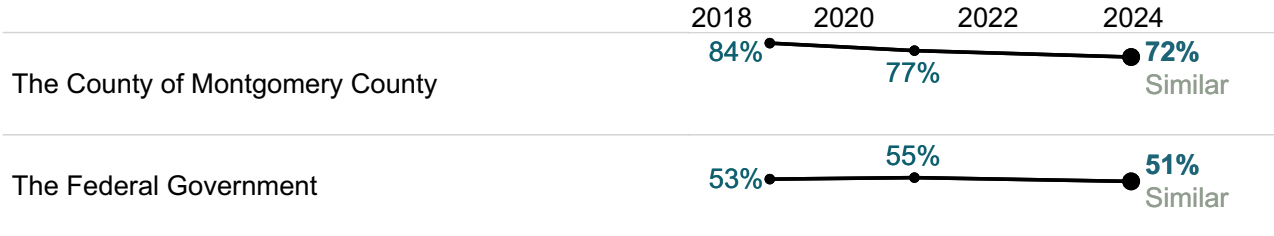
Please rate the following categories of Montgomery County government performance.
(% excellent or good)



**Please indicate whether or not you have done each of the following in the last 12 months.
(% excellent or good)**



**Overall, how would you rate the quality of the services provided by each of the following?
(% excellent or good)**



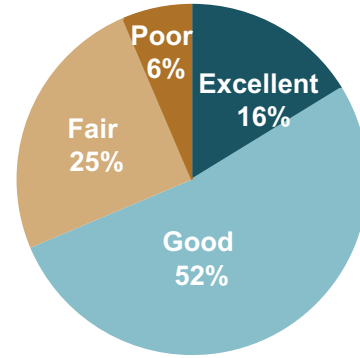
9. Comparison to the national benchmark is shown. If no comparison is available, this is left blank.



Economy


Local governments work together with private and nonprofit businesses, and with the community at large, to foster sustainable growth, create jobs, and promote a thriving local economy.

Overall economic health of Montgomery County, 2024



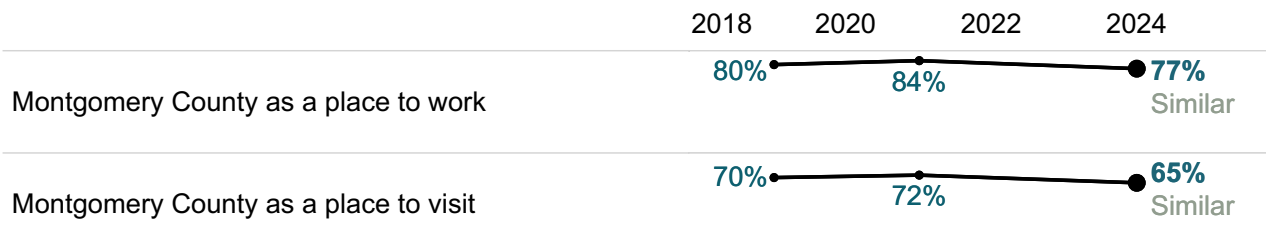
Please rate each of the following characteristics as they relate to Montgomery County as a whole.

(% excellent or good)



Please rate each of the following aspects of quality of life in Montgomery County.

(% excellent or good)



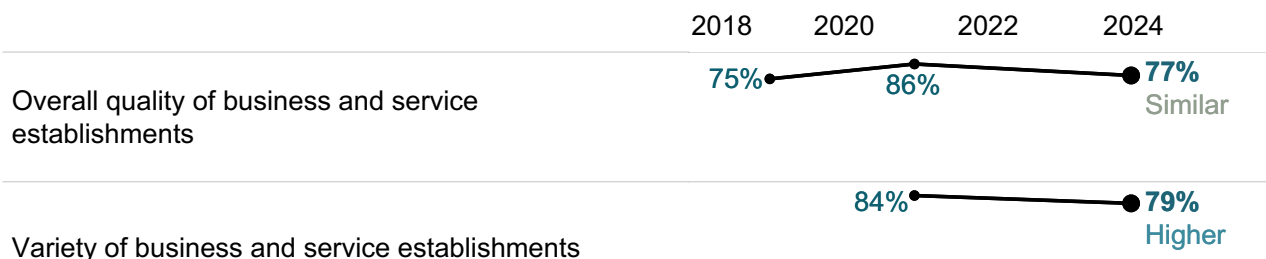
Please rate the quality of each of the following services in Montgomery County.


(% excellent or good)



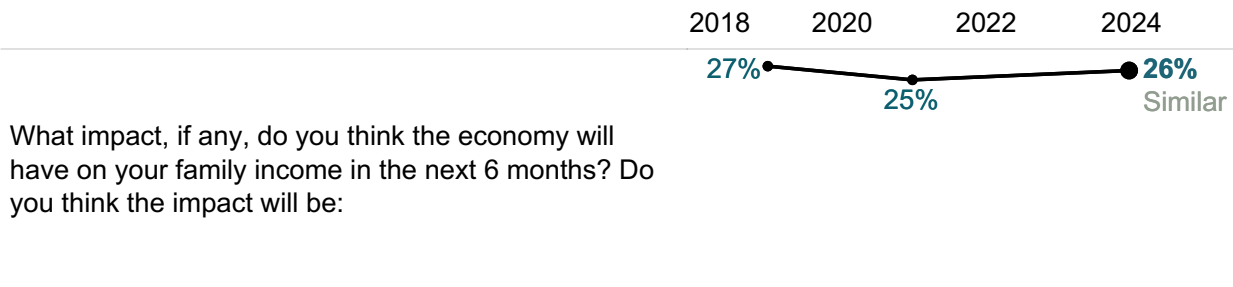
Please rate each of the following in the Montgomery County community.

(% excellent or good)





What impact, if any, do you think the economy will have on your family income in the next 6 months? Do you think the impact will be:
 (% very or somewhat positive)

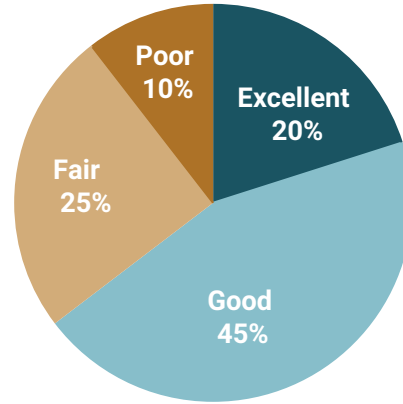


10. Comparison to the national benchmark is shown. If no comparison is available, this is left blank.

Overall quality of the transportation system in Montgomery County, 2024

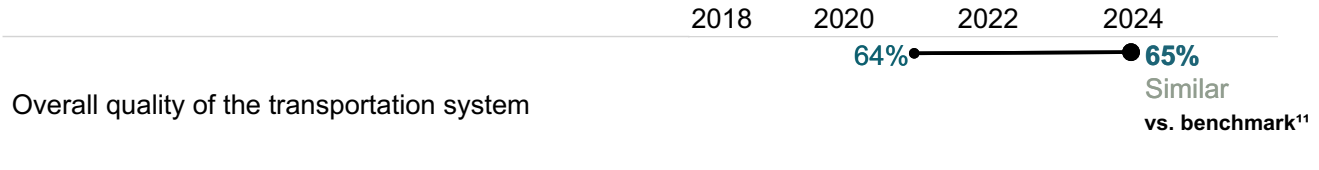
Mobility

The ease with which residents can move about their communities, whether for commuting, leisure, or recreation, plays a major role in the quality of life for all who live, work, and play in the community.



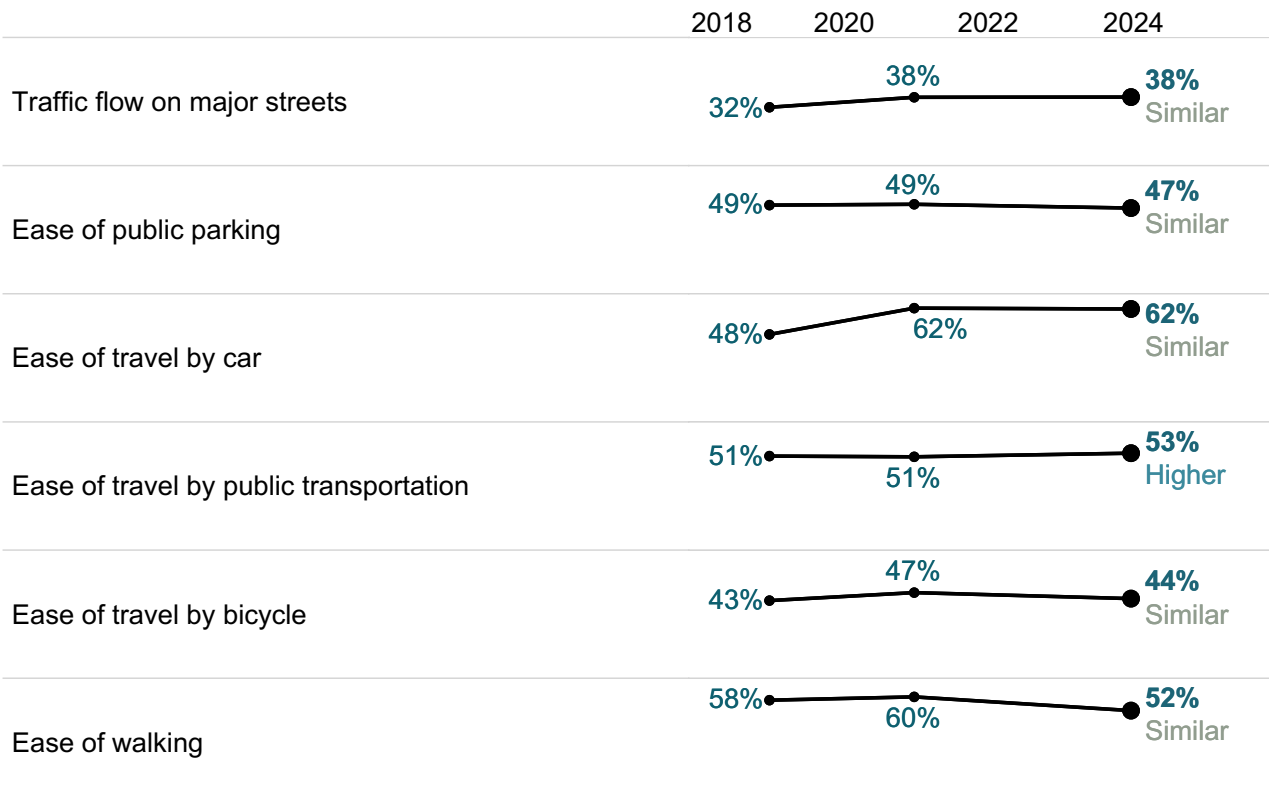
Please rate each of the following characteristics as they relate to Montgomery County as a whole.

(% excellent or good)

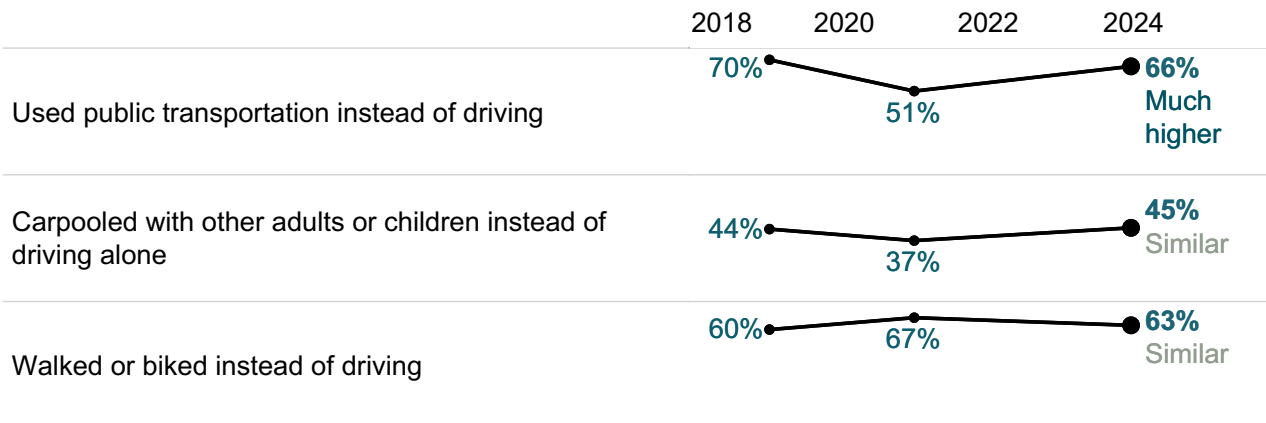


Please also rate each of the following in the Montgomery County community.

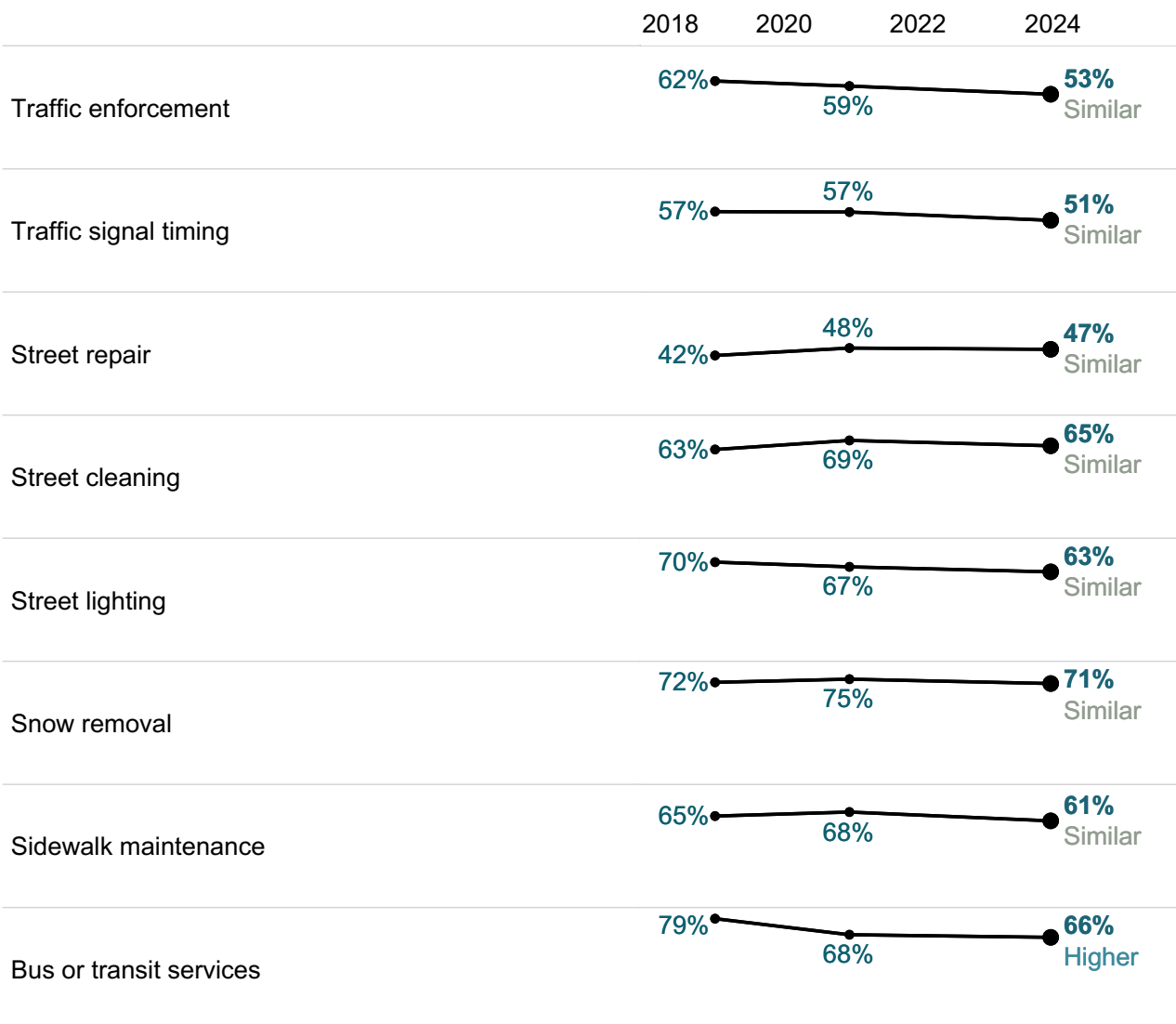
(% excellent or good)



Please indicate whether or not you have done each of the following in the last 12 months.
 (% yes)



Please rate the quality of each of the following services in Montgomery County.
 (% excellent or good)

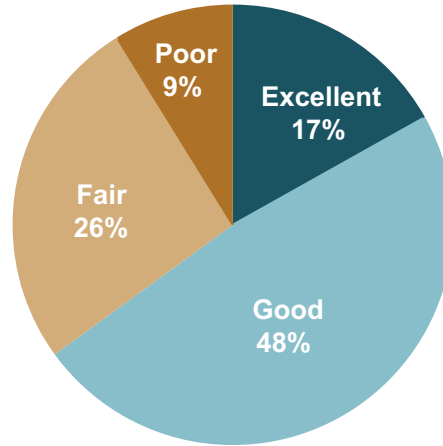


11. Comparison to the national benchmark is shown. If no comparison is available, this is left blank.

Overall design or layout of Montgomery County's residential and commercial areas, 2024


Community Design

A well-designed community enhances the quality of life for its residents by encouraging smart land use and zoning, ensuring that affordable housing is accessible to all, and providing access to parks and other green spaces.




Please rate each of the following characteristics as they relate to Montgomery County as a whole.

(% excellent or good)



Please rate each of the following aspects of quality of life in Montgomery County.

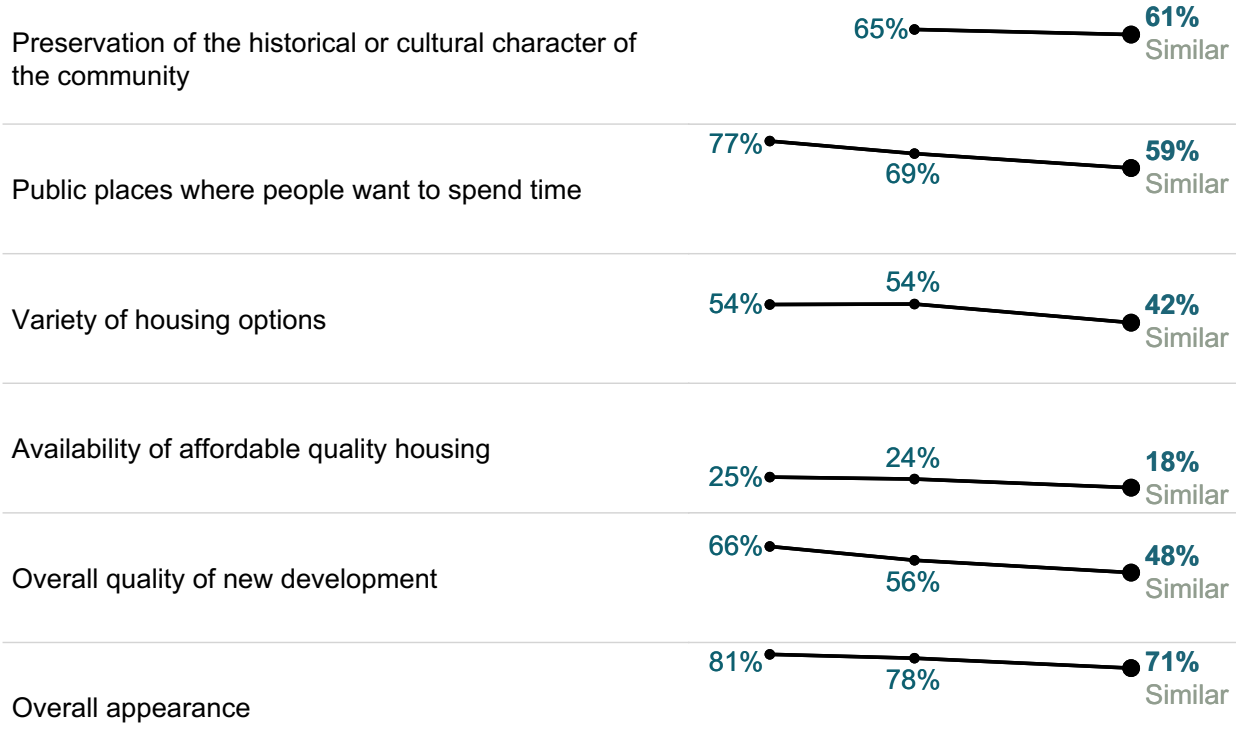
(% excellent or good)



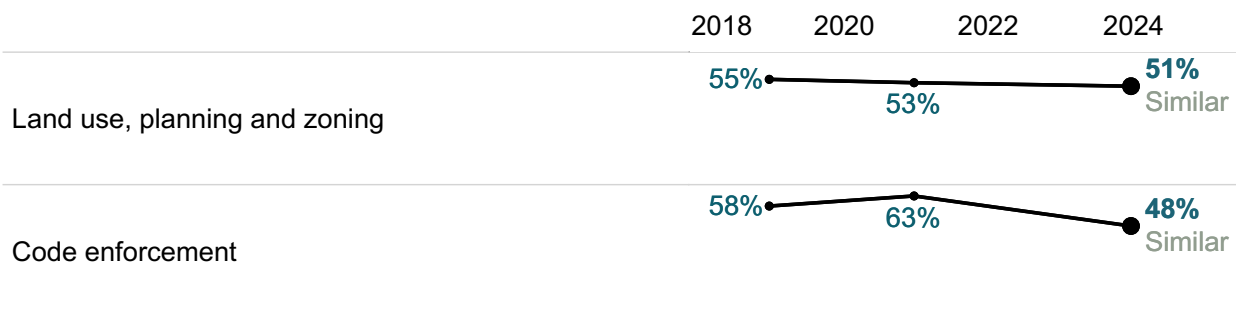
Please also rate each of the following in the Montgomery County community.

(% excellent or good)





**Please rate the quality of each of the following services in Montgomery County.
(% excellent or good)**

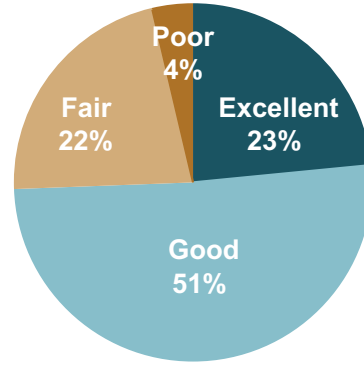


12. Comparison to the national benchmark is shown. If no comparison is available, this is left blank.

Overall quality of the utility infrastructure in Montgomery County, 2024

Utilities

Services such as water, gas, electricity, and internet access play a vital role in ensuring the physical and economic health and well-being of the communities they serve.



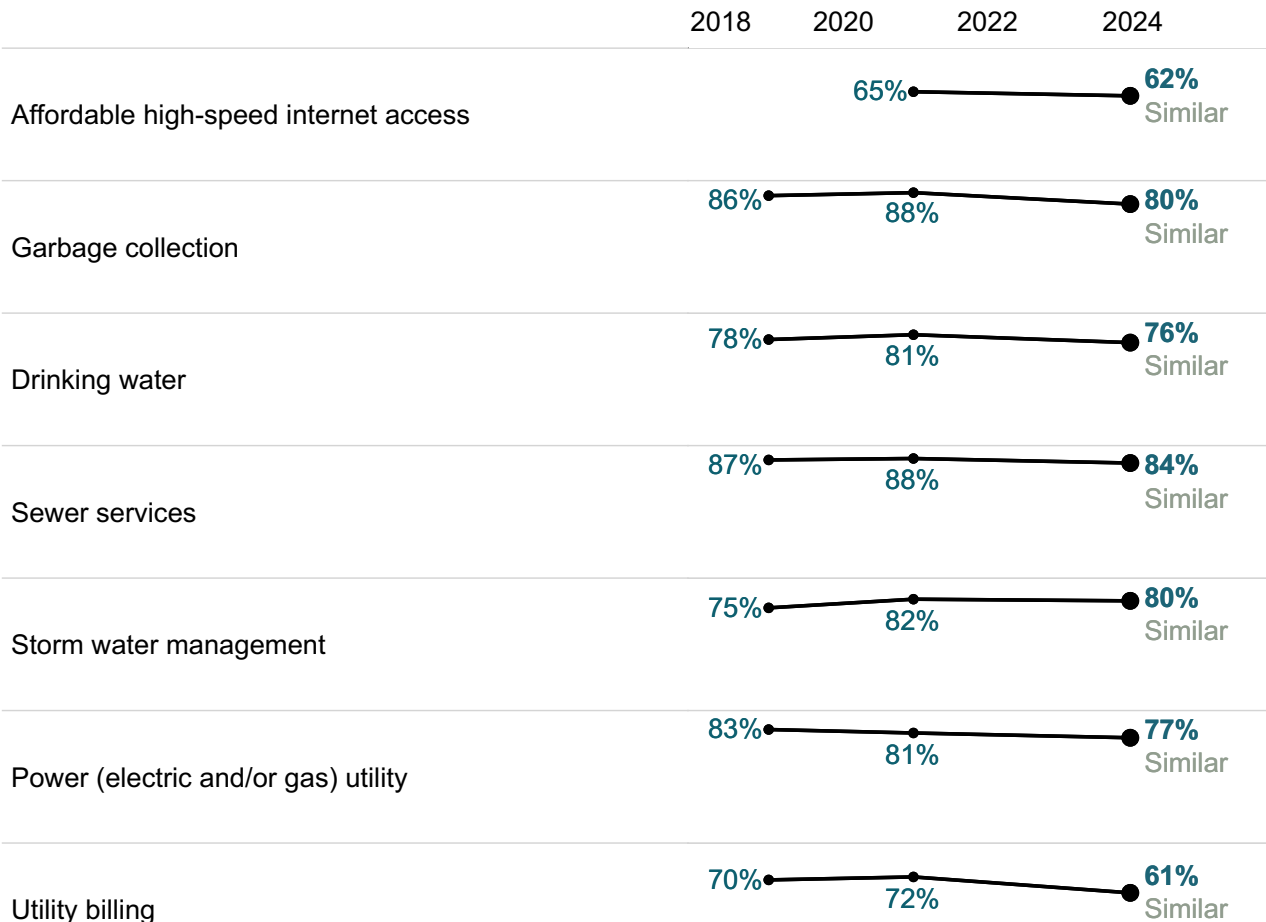
Please rate each of the following characteristics as they relate to Montgomery County as a whole.

(% excellent or good)



Please rate the quality of each of the following services in Montgomery County.

(% excellent or good)

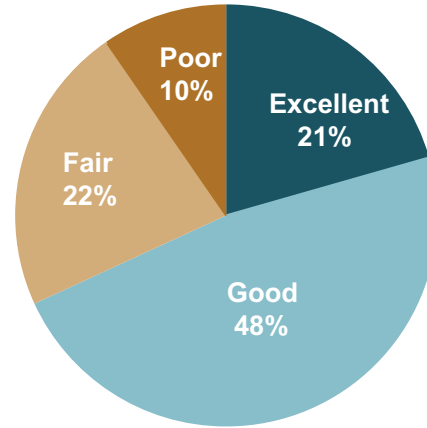


13. Comparison to the national benchmark is shown. If no comparison is available, this is left blank.

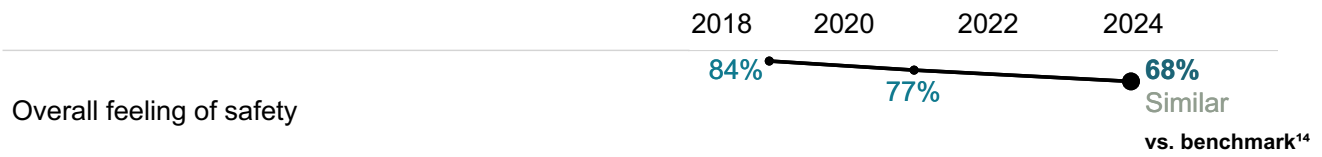
Overall feeling of safety in Montgomery County, 2024

Safety

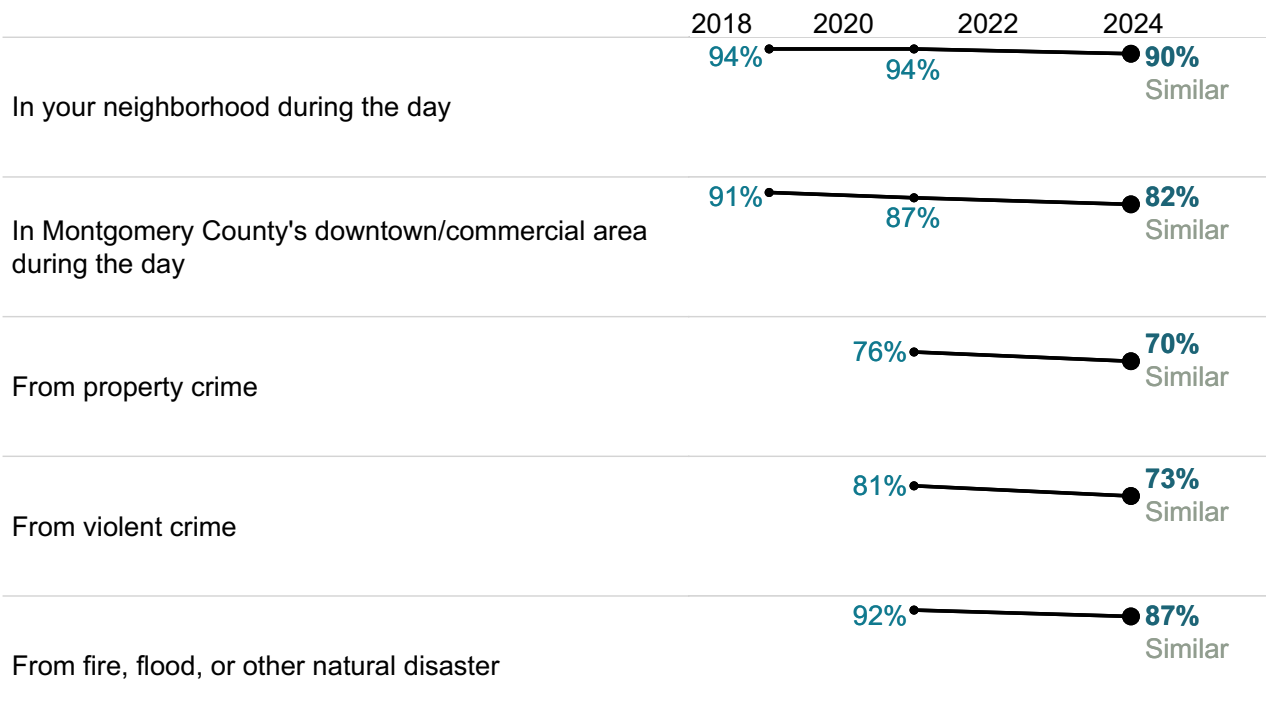
Public safety is often the most important task facing local governments. All residents should feel safe and secure in their neighborhoods and in the greater community, and providing robust safety-related services is essential to residents' quality of life.



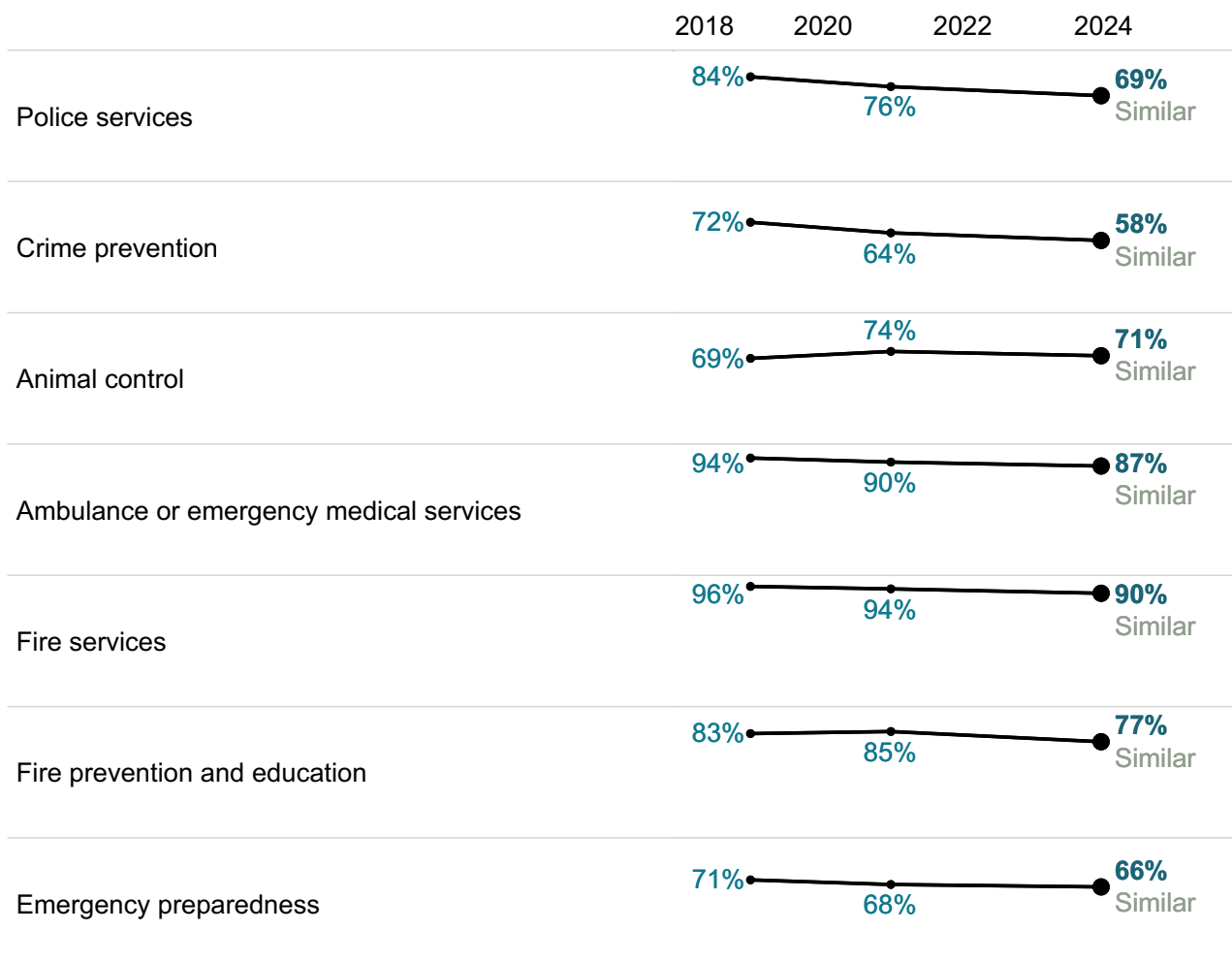
Please rate each of the following characteristics as they relate to Montgomery County as a whole. (% excellent or good)



Please rate how safe or unsafe you feel: (% very or somewhat safe)



**Please rate the quality of each of the following services in Montgomery County.
(% excellent or good)**



14. Comparison to the national benchmark is shown. If no comparison is available, this is left blank.

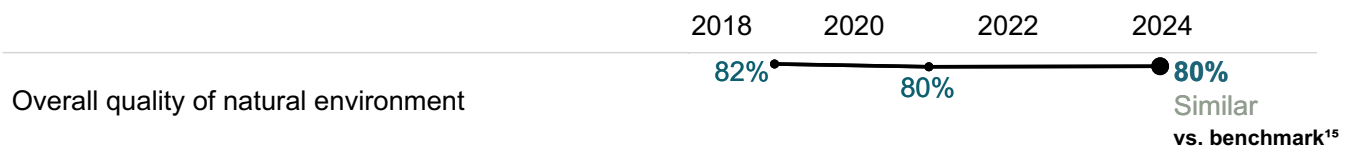
Overall quality of natural environment in Montgomery County, 2024

Natural Environment

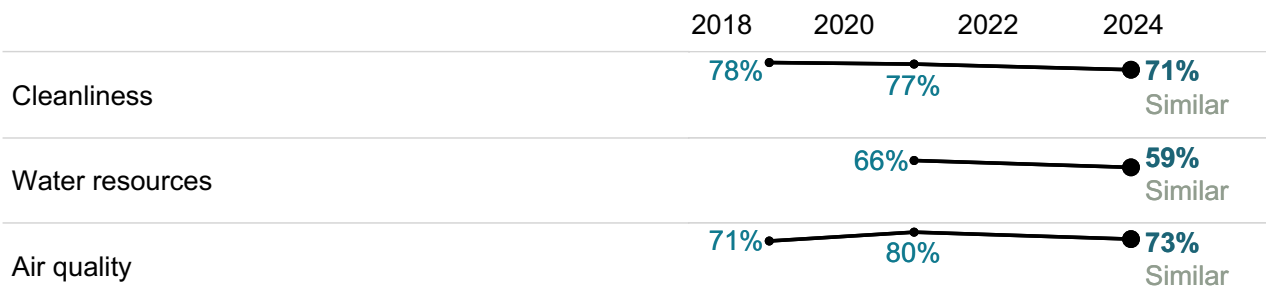
The natural environment plays a vital role in the health and well-being of residents. The natural spaces in which residents live and experience their communities has a direct and profound effect on quality of life.




Please rate each of the following characteristics as they relate to Montgomery County as a whole. (% excellent or good)



Please also rate each of the following in the Montgomery County community. (% excellent or good)



Please rate the quality of each of the following services in Montgomery County. (% excellent or good)



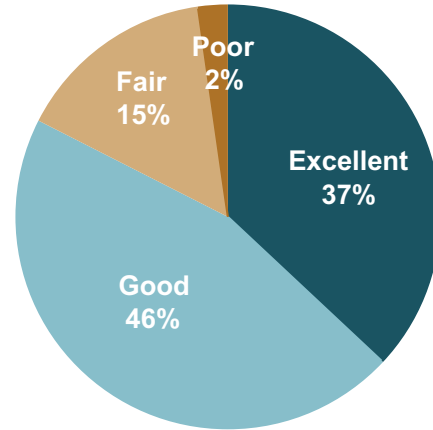
15. Comparison to the national benchmark is shown. If no comparison is available, this is left blank.

Overall quality of parks and recreation opportunities, 2024

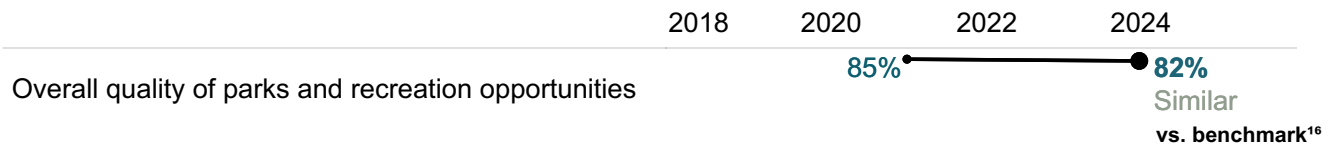
Parks and Recreation

"There are no communities that pride themselves on their quality of life, promote themselves as a desirable location for businesses to relocate, or maintain that they are environmental stewards of their natural resources, without such communities having a robust, active system of parks and recreation programs for public use and enjoyment."

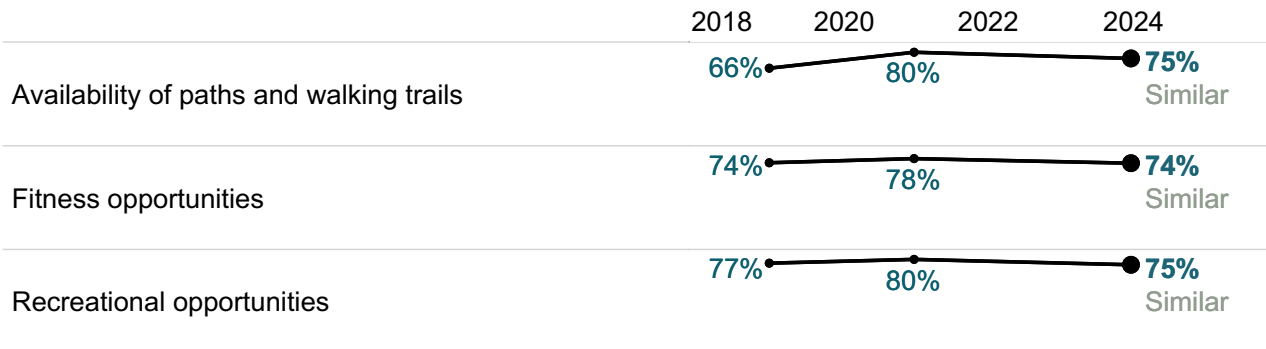
- National Recreation and Park Association



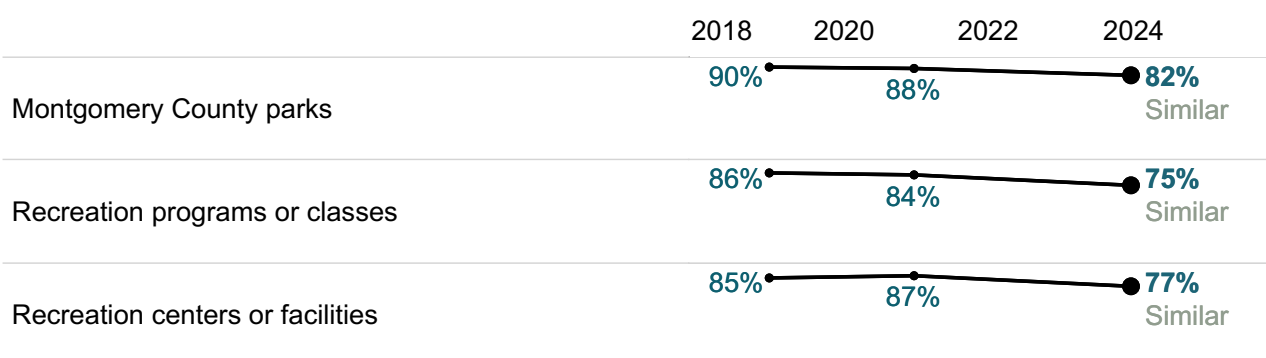
Please rate each of the following characteristics as they relate to Montgomery County as a whole. (% excellent or good)



Please also rate each of the following in the Montgomery County community. (% excellent or good)



Please rate the quality of each of the following services in Montgomery County. (% excellent or good)



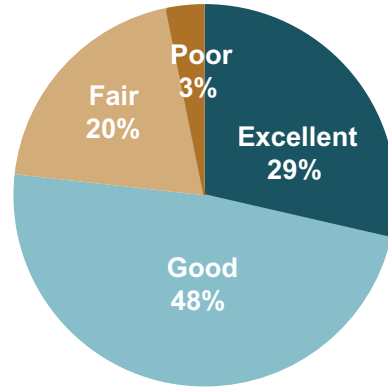
¹⁶. Comparison to the national benchmark is shown. If no comparison is available, this is left blank.



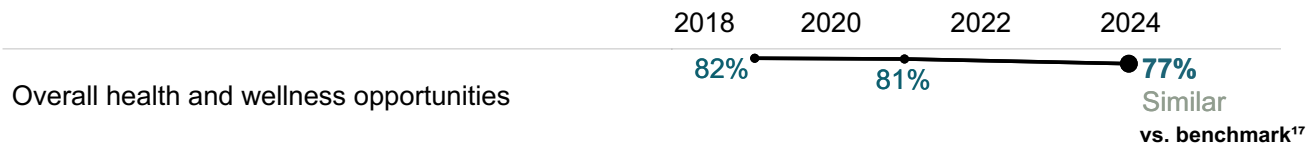
Overall health and wellness opportunities in Montgomery County, 2024

Health and Wellness

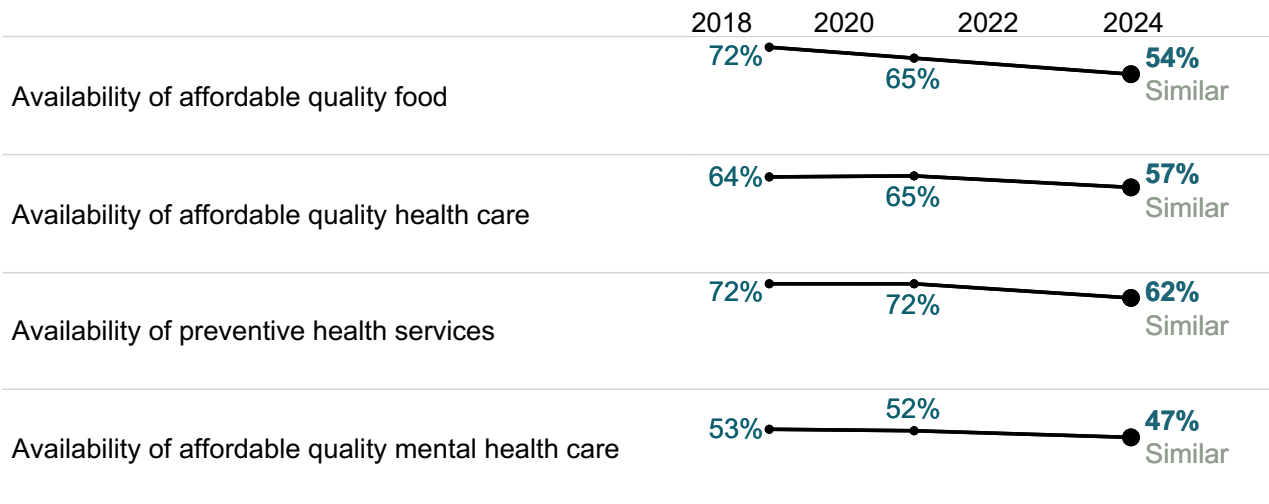
The characteristics of and amenities available in the communities in which people live has a direct impact on the health and wellness of residents, and thus, on their quality of life overall.



Please rate each of the following characteristics as they relate to Montgomery County as a whole. (% excellent or good)




Please also rate each of the following in the Montgomery County community. (% excellent or good)



Please rate the quality of each of the following services in Montgomery County. (% excellent or good)



Please rate your overall health. (% excellent or very good)



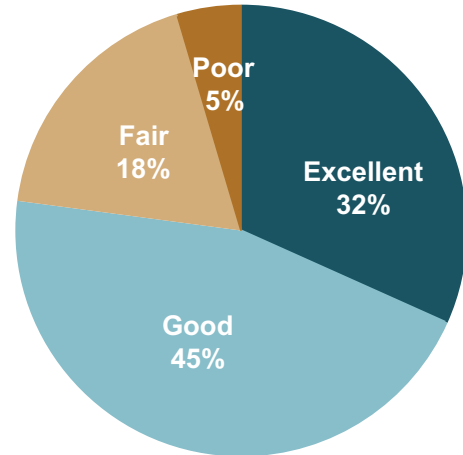
17. Comparison to the national benchmark is shown. If no comparison is available, this is left blank.



Overall opportunities for education, culture and the arts, 2024

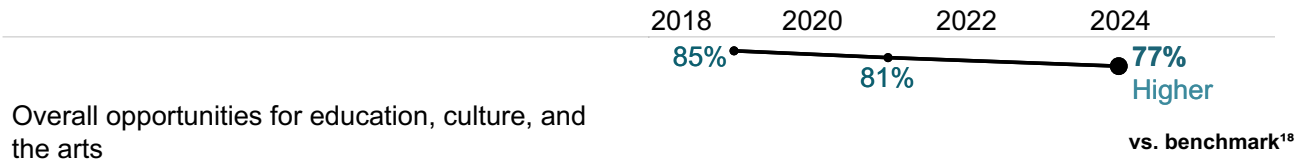
Education, Arts, and Culture

Participation in the arts, in educational opportunities, and in cultural activities is linked to increased civic engagement, greater social tolerance, and enhanced enjoyment of the local community.



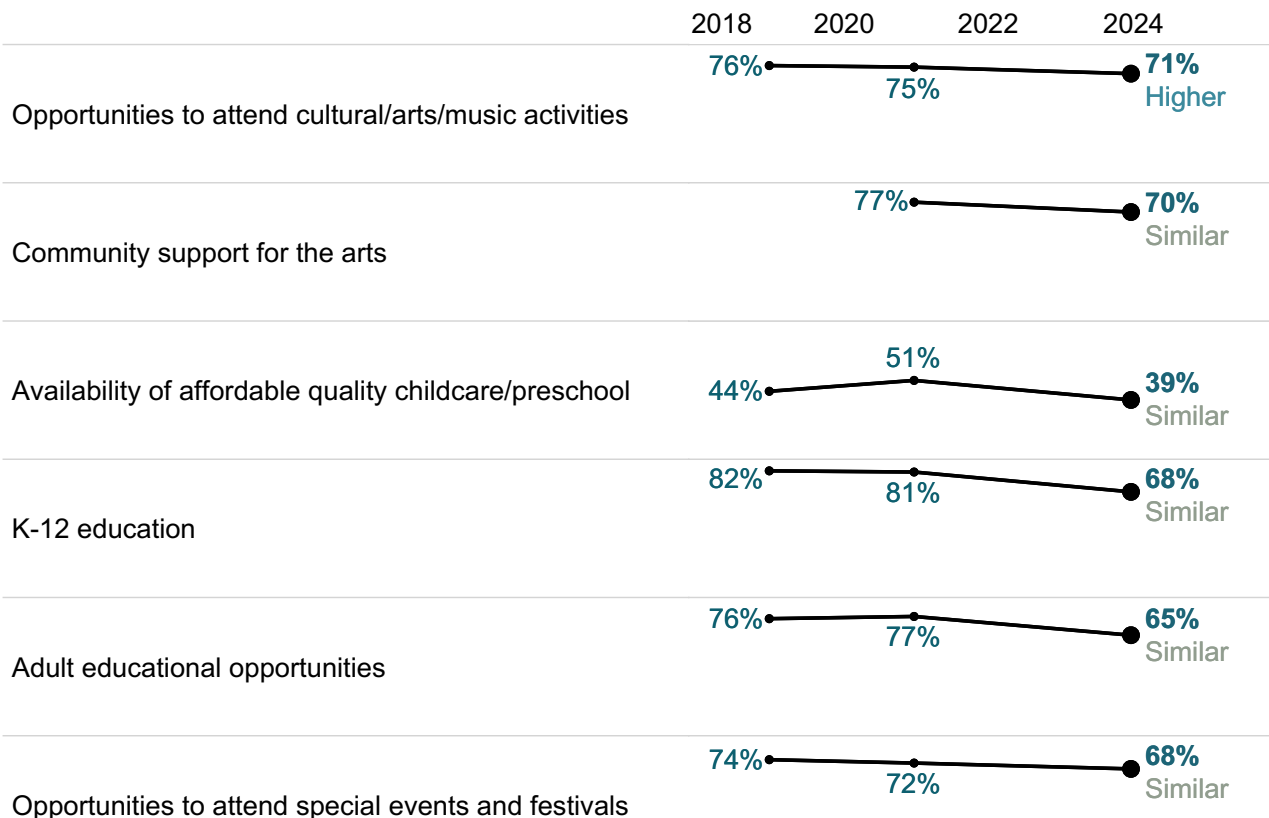
Please rate each of the following characteristics as they relate to Montgomery County as a whole.

(% excellent or good)

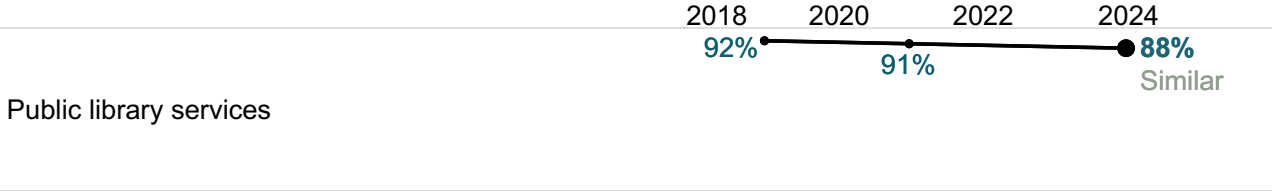


Please also rate each of the following in the Montgomery County community.

(% excellent or good)



Please rate the quality of each of the following services in Montgomery County.
(% excellent or good)

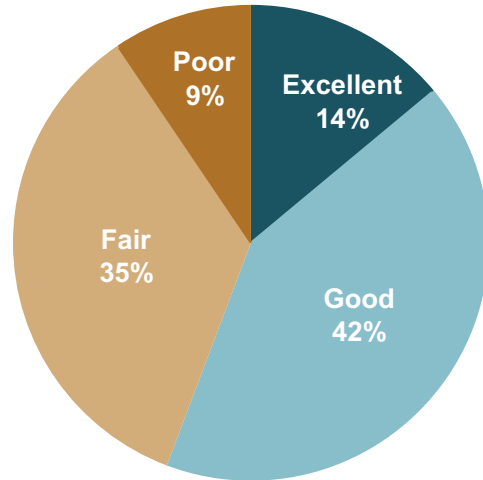


18. Comparison to the national benchmark is shown. If no comparison is available, this is left blank.

Residents' connection and engagement with their community, 2024

Inclusivity and Engagement

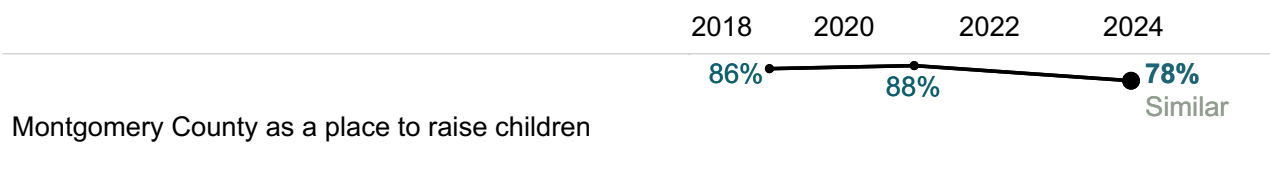
Inclusivity refers to a cultural and environmental feeling of belonging; residents who feel invited to participate within their communities feel more included, involved, and engaged than those who do not.



Please rate each of the following characteristics as they relate to Montgomery County as a whole. (% excellent or good)

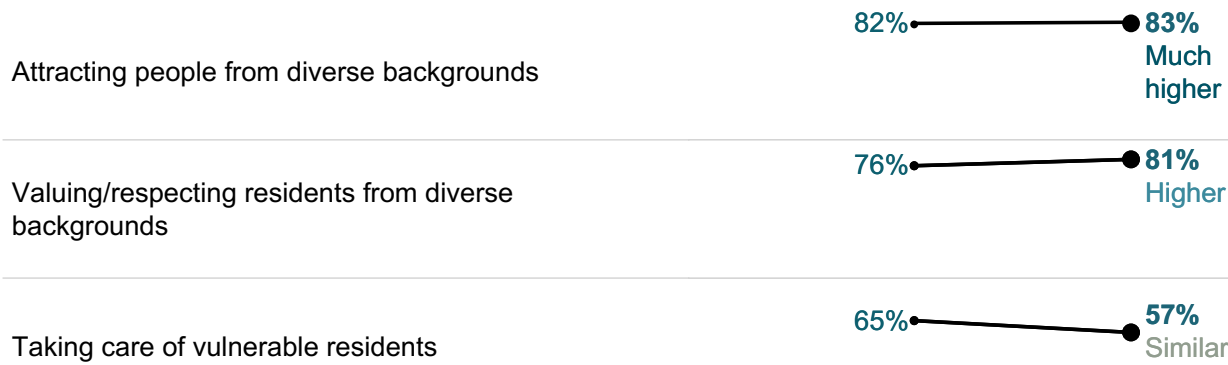


Please rate each of the following aspects of quality of life in Montgomery County. (% excellent or good)

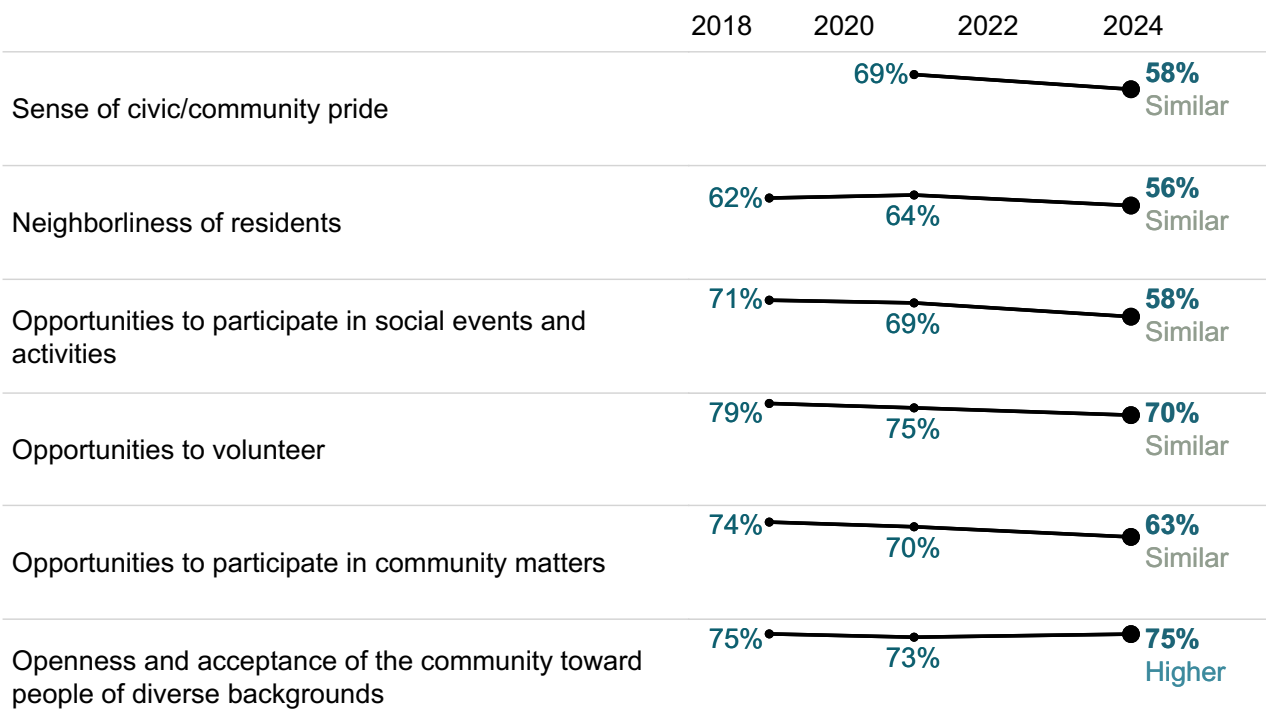


Please rate the job you feel the Montgomery County community does at each of the following. (% excellent or good)

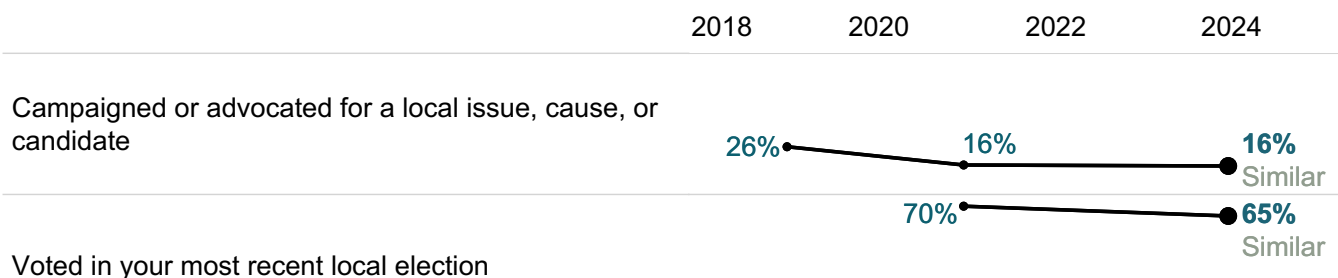




**Please also rate each of the following in the Montgomery County community.
(% excellent or good)**























**Please indicate whether or not you have done each of the following in the last 12 months.
(% excellent or good)**


























19. Comparison to the national benchmark is shown. If no comparison is available, this is left blank.

Custom questions

Below are the complete set of responses to each custom question on the survey. By default, “don’t know” responses are excluded.

Please rate the quality of each of the following services in Montgomery County.	MC311 non-emergency services and information line	Excellent		27% N=113
		Good		43% N=181
		Fair		25% N=104
		Poor		5% N=19
Services for seniors	Excellent		19% N=66	
	Good		46% N=156	
	Fair		25% N=84	
	Poor		10% N=35	
Services for youth	Excellent		18% N=68	
	Good		51% N=192	
	Fair		22% N=84	
	Poor		8% N=32	
Election/voter services	Excellent		37% N=210	
	Good		45% N=255	
	Fair		15% N=89	
	Poor		3% N=19	
Permitting services	Excellent		20% N=68	
	Good		41% N=139	
	Fair		27% N=93	
	Poor		12% N=42	
























Please rate the quality of each of the following services in Montgomery County.
























Consumer protection	Excellent		17% N=59	
	Good		43% N=148	
	Fair		29% N=98	
	Poor		11% N=38	
Alcohol sales	Excellent		12% N=57	
	Good		42% N=210	
	Fair		28% N=140	
	Poor		18% N=87	
Overall, how would you rate the quality of the services provided by each of the following?	Excellent		14% N=98	
	Good		51% N=349	
	Fair		26% N=174	
	Poor		9% N=59	
Thinking now about some more specific areas of focus, please indicate if each of the following have gotten better, worse or stayed the same in Montgomery County over the past two years.	Affordable housing	Much better		4% N=27
		Somewhat better		8% N=49
		Stayed about the same		22% N=133
		Somewhat worse		38% N=224
		Much worse		27% N=163
Crime	Much better		3% N=21	
	Somewhat better		13% N=82	
	Stayed about the same		35% N=226	
	Somewhat worse		31% N=203	
	Much worse		18% N=116	
The environment	Much better		5% N=36	

Thinking now about some more specific areas of focus, please indicate if each of the following have gotten better, worse or stayed the same in Montgomery County over the past two years.

The environment	Somewhat better		16% N=106
	Stayed about the same		65% N=425
	Somewhat worse		10% N=67
	Much worse		4% N=23
The pace of growth	Much better		5% N=33
	Somewhat better		23% N=140
	Stayed about the same		46% N=284
	Somewhat worse		16% N=96
	Much worse		9% N=57
Public schools (K-12)	Much better		9% N=44
	Somewhat better		17% N=78
	Stayed about the same		36% N=171
	Somewhat worse		25% N=117
	Much worse		13% N=59
Social services for those in need	Much better		6% N=23
	Somewhat better		18% N=70
	Stayed about the same		48% N=185
	Somewhat worse		19% N=74
	Much worse		8% N=32
Traffic	Much better		3% N=23
	Somewhat better		10% N=68
	Stayed about the same		34% N=237
	Somewhat worse		33% N=230
























Thinking now about some more specific areas of focus, please indicate if each of the following have gotten better, worse or stayed the same in Montgomery County over the past two years.

Traffic	Much worse		19% N=134	
	Job growth	Much better		4% N=16
		Somewhat better		21% N=96
		Stayed about the same		45% N=203
		Somewhat worse		21% N=94
		Much worse		9% N=39
Business growth	Much better		5% N=26	
	Somewhat better		26% N=128	
	Stayed about the same		44% N=221	
	Somewhat worse		16% N=80	
	Much worse		9% N=45	
Quality of life opportunities (recreation, libraries, arts and culture)	Much better		6% N=39	
	Somewhat better		28% N=175	
	Stayed about the same		59% N=373	
	Somewhat worse		4% N=27	
	Much worse		3% N=17	
Equity	Much better		7% N=34	
	Somewhat better		25% N=124	
	Stayed about the same		51% N=254	
	Somewhat worse		9% N=46	
	Much worse		8% N=39	
Please select the statement that best describes your opinion.	I am satisfied with the current level of taxes and services.		29% N=209	
	I am willing to pay more taxes to get more services.		11% N=83	






Please select the statement that best describes your opinion.	I feel that I pay too much for the services I receive.		42% N=306	
	I am willing to accept service reductions if it means lower taxes.		7% N=49	
	My opinion is different from the ones listed here.		3% N=20	
	I don't have an opinion/no preference.		9% N=63	
Have you needed the County government to resolve an issue or problem in the past two years?	Yes		19% N=141	
	No		81% N=591	
Considering the issue(s) from the previous question, please indicate how easy or hard it was to do each of the following.	Communicate the issue/problem	Very easy		31% N=43
		Somewhat easy		33% N=46
		Somewhat hard		19% N=26
		Very hard		18% N=25
	Resolve the issue/problem	Very easy		17% N=25
		Somewhat easy		22% N=31
		Somewhat hard		22% N=31
		Very hard		39% N=56
How many times, if any, have you interacted with a Montgomery County Police Department (MCPD) employee WITHIN THE LAST TWO YEARS.	In person	0 times		66% N=314
		1-2 times		28% N=133
		3-5 times		3% N=15
		6-8 times		0% N=2
		9 or more times		3% N=12
		On the phone	0 times	
1-2 times			19% N=88	
3-5 times			5% N=24	
6-8 times			1% N=6	

<p>How many times, if any, have you interacted with a Montgomery County Police Department (MCPD) employee WITHIN THE LAST TWO YEARS.</p>	<p>On the phone</p>	9 or more times		<p>2% N=11</p>
	<p>Online</p>	0 times		<p>92% N=418</p>
		1-2 times		<p>5% N=24</p>
		3-5 times		<p>2% N=7</p>
		9 or more times		<p>1% N=5</p>
<p>To what extent do you agree or disagree that the MCPD employee(s) you interacted with treated you fairly?</p>		Strongly agree		<p>52% N=204</p>
		Somewhat agree		<p>37% N=145</p>
		Somewhat disagree		<p>5% N=22</p>
		Strongly disagree		<p>6% N=22</p>
<p>Please rate each of the following aspects of the MCPD employee(s) with whom you personally had contact:</p>	<p>Professionalism</p>	Excellent		<p>46% N=189</p>
		Good		<p>39% N=161</p>
		Fair		<p>12% N=49</p>
		Poor		<p>3% N=13</p>
	<p>Approachability</p>	Excellent		<p>41% N=166</p>
		Good		<p>38% N=155</p>
		Fair		<p>16% N=65</p>
		Poor		<p>6% N=23</p>
	<p>Responsiveness</p>	Excellent		<p>40% N=162</p>
		Good		<p>31% N=127</p>
		Fair		<p>20% N=79</p>
		Poor		<p>9% N=38</p>
	<p>Please rate each of the following aspects of Montgomery County K-12 public schools.</p>	<p>Class size</p>	Excellent	
Good				<p>36% N=127</p>

Please rate each of the following aspects of Montgomery County K-12 public schools.

Class size	Fair		29% N=105
	Poor		21% N=76
Teacher/student ratio	Excellent		16% N=57
	Good		31% N=112
	Fair		27% N=97
	Poor		26% N=91
Student safety	Excellent		18% N=64
	Good		33% N=118
	Fair		36% N=128
	Poor		14% N=50
School facilities	Excellent		19% N=70
	Good		43% N=161
	Fair		26% N=97
	Poor		13% N=49
Food/cafeteria	Excellent		10% N=33
	Good		29% N=97
	Fair		27% N=88
	Poor		34% N=112
Accessibility of teachers and administrators	Excellent		27% N=93
	Good		42% N=145
	Fair		22% N=76
	Poor		10% N=35
Diversity of race/ethnicity of the student body	Excellent		41% N=153

Please rate each of the following aspects of Montgomery County K-12 public schools.

Diversity of race/ethnicity of the student body	Good		37% N=140
	Fair		15% N=56
	Poor		7% N=25
Virtual/remote instruction (when needed)	Excellent		18% N=50
	Good		36% N=101
	Fair		26% N=74
	Poor		20% N=57
Overall quality of education	Excellent		21% N=83
	Good		40% N=159
	Fair		29% N=117
	Poor		11% N=43
Which, if any, apply to your current connection to Montgomery County Public Schools (MCPS)? (Mark all that apply.)	One or more of my children is currently enrolled in a Montgomery County Public School		23% N=172
	One or more of my children was enrolled in MCPS in the past		23% N=166
	My grandchild(ren) or other relatives are currently enrolled in MCPS		6% N=45
	I am a current MCPS employee		3% N=24
	I am a past MCPS employee		3% N=21
	I am a current or former school or MCPS volunteer		6% N=46
	None of the above		50% N=368
To what extent do you agree or disagree that Montgomery County Public Schools (MCPS) should consider adjusting school boundaries in order to increase student diversity and better utilize capacity in its schools?	Strongly agree		18% N=132
	Somewhat agree		23% N=167
	Somewhat disagree		9% N=63
	Strongly disagree		17% N=125
	Don't know/No opinion		34% N=248

Which of the following best describe your current child care arrangement for your child(ren) under age 5? (Mark all that apply.)

Not applicable to me/our household	83% N=592
Licensed child care center	6% N=46
Licensed child care affiliated with a faith-based organization	2% N=15
Licensed family child care program (in a home setting)	3% N=20
Part-day Public Pre-K/Early Head Start/Head Start Program	1% N=6
Nanny/nanny share	1% N=11
Relative (e.g. grandparent, aunt/uncle)	5% N=36
Non-relative friend or neighbor	1% N=7
I/My spouse/partner provides care for our child(ren) due to preference	5% N=34
I/My spouse/partner stopped working to care for our children due to the cost of childcare	2% N=13

Please indicate which of the following potential sources for information, if any, that you use to get information about County services, activities, and events. (Please mark all that apply.)

County website (www.montgomerycountymd.gov)	51% N=363
MC311	15% N=107
Local newspapers and/or their websites	27% N=189
Radio (e.g., WTOP, WAMU, etc.)	19% N=139
"Montgomery al Día" radio program	0% N=3
Local television stations	21% N=146
County cable television (Verizon ch. 30, Comcast and RCN ch. 6)	3% N=20
Civic association, homeowners' association newsletters, or community listservs	13% N=94
Nextdoor app or website	13% N=92
The County's social network sites (e.g., Facebook, X/Twitter, YouTube, etc.)	12% N=89
Alert Montgomery	22% N=158
Blog websites	4% N=30
Publications from County government or elected officials	21% N=153

Please indicate which of the following potential sources for information, if any, that you use to get information about County services, activities, and events. (Please mark all that apply.)

Town hall meetings or other public meetings

4%
N=30

Word of mouth

31%
N=224

Survey Instrument

1. Please rate each of the following aspects of quality of life in Montgomery County.

	<u>Excellent</u>	<u>Good</u>	<u>Fair</u>	<u>Poor</u>	<u>Don't know</u>
Montgomery County as a place to live	1	2	3	4	5
Your neighborhood as a place to live	1	2	3	4	5
Montgomery County as a place to raise children	1	2	3	4	5
Montgomery County as a place to work.....	1	2	3	4	5
Montgomery County as a place to visit.....	1	2	3	4	5
Montgomery County as a place to retire.....	1	2	3	4	5
The overall quality of life in Montgomery County	1	2	3	4	5
Sense of community.....	1	2	3	4	5

2. Please rate each of the following characteristics as they relate to Montgomery County as a whole.

	<u>Excellent</u>	<u>Good</u>	<u>Fair</u>	<u>Poor</u>	<u>Don't know</u>
Overall economic health of Montgomery County.....	1	2	3	4	5
Overall quality of the transportation system (auto, bicycle, foot, bus) in Montgomery County	1	2	3	4	5
Overall design or layout of Montgomery County's residential and commercial areas (e.g., homes, buildings, streets, parks, etc.)	1	2	3	4	5
Overall quality of the utility infrastructure in Montgomery County (water, sewer, storm water, electric/gas, broadband)	1	2	3	4	5
Overall feeling of safety in Montgomery County	1	2	3	4	5
Overall quality of natural environment in Montgomery County.....	1	2	3	4	5
Overall quality of parks and recreation opportunities.....	1	2	3	4	5
Overall health and wellness opportunities in Montgomery County	1	2	3	4	5
Overall opportunities for education, culture, and the arts.....	1	2	3	4	5
Residents' connection and engagement with their community	1	2	3	4	5

3. Please indicate how likely or unlikely you are to do each of the following.

	<u>Very likely</u>	<u>Somewhat likely</u>	<u>Somewhat unlikely</u>	<u>Very unlikely</u>	<u>Don't know</u>
Recommend living in Montgomery County to someone who asks....	1	2	3	4	5
Remain in Montgomery County for the next five years.....	1	2	3	4	5

4. Please rate how safe or unsafe you feel:

	<u>Very safe</u>	<u>Somewhat safe</u>	<u>Neither safe nor unsafe</u>	<u>Somewhat unsafe</u>	<u>Very unsafe</u>	<u>Don't know</u>
In your neighborhood during the day.....	1	2	3	4	5	6
In Montgomery County's downtown/commercial area during the day	1	2	3	4	5	6
From property crime.....	1	2	3	4	5	6
From violent crime.....	1	2	3	4	5	6
From fire, flood, or other natural disaster	1	2	3	4	5	6

5. Please rate the job you feel the Montgomery County community does at each of the following.

	<u>Excellent</u>	<u>Good</u>	<u>Fair</u>	<u>Poor</u>	<u>Don't know</u>
Making all residents feel welcome	1	2	3	4	5
Attracting people from diverse backgrounds.....	1	2	3	4	5
Valuing/respecting residents from diverse backgrounds.....	1	2	3	4	5
Taking care of vulnerable residents (elderly, disabled, homeless, etc.).....	1	2	3	4	5

6. Please rate each of the following in the Montgomery County community.

	<u>Excellent</u>	<u>Good</u>	<u>Fair</u>	<u>Poor</u>	<u>Don't know</u>
Overall quality of business and service establishments in Montgomery County ...	1	2	3	4	5
Variety of business and service establishments in Montgomery County	1	2	3	4	5
Vibrancy of downtown/commercial area	1	2	3	4	5
Employment opportunities	1	2	3	4	5
Shopping opportunities	1	2	3	4	5
Cost of living in Montgomery County	1	2	3	4	5
Overall image or reputation of Montgomery County	1	2	3	4	5

7. Please also rate each of the following in the Montgomery County community.

	<u>Excellent</u>	<u>Good</u>	<u>Fair</u>	<u>Poor</u>	<u>Don't know</u>
Traffic flow on major streets.....	1	2	3	4	5
Ease of public parking.....	1	2	3	4	5
Ease of travel by car in Montgomery County.....	1	2	3	4	5
Ease of travel by public transportation in Montgomery County.....	1	2	3	4	5
Ease of travel by bicycle in Montgomery County.....	1	2	3	4	5
Ease of walking in Montgomery County.....	1	2	3	4	5
Well-planned residential growth.....	1	2	3	4	5
Well-planned commercial growth.....	1	2	3	4	5
Well-designed neighborhoods.....	1	2	3	4	5
Preservation of the historical or cultural character of the community.....	1	2	3	4	5
Public places where people want to spend time.....	1	2	3	4	5
Variety of housing options.....	1	2	3	4	5
Availability of affordable quality housing.....	1	2	3	4	5
Overall quality of new development in Montgomery County.....	1	2	3	4	5
Overall appearance of Montgomery County.....	1	2	3	4	5
Cleanliness of Montgomery County.....	1	2	3	4	5
Water resources (beaches, lakes, ponds, riverways, etc.).....	1	2	3	4	5
Air quality.....	1	2	3	4	5
Availability of paths and walking trails.....	1	2	3	4	5
Fitness opportunities (including exercise classes and paths or trails, etc.)... 1	2	3	4	5	
Recreational opportunities.....	1	2	3	4	5
Availability of affordable quality food.....	1	2	3	4	5
Availability of affordable quality health care.....	1	2	3	4	5
Availability of preventive health services.....	1	2	3	4	5
Availability of affordable quality mental health care.....	1	2	3	4	5
Opportunities to attend cultural/arts/music activities.....	1	2	3	4	5
Community support for the arts.....	1	2	3	4	5
Availability of affordable quality childcare/preschool.....	1	2	3	4	5
K-12 education.....	1	2	3	4	5
Adult educational opportunities.....	1	2	3	4	5
Sense of civic/community pride.....	1	2	3	4	5
Neighborliness of residents in Montgomery County.....	1	2	3	4	5
Opportunities to participate in social events and activities.....	1	2	3	4	5
Opportunities to attend special events and festivals.....	1	2	3	4	5
Opportunities to volunteer.....	1	2	3	4	5
Opportunities to participate in community matters.....	1	2	3	4	5
Openness and acceptance of the community toward people of diverse backgrounds.....	1	2	3	4	5

8. Please indicate whether or not you have done each of the following in the last 12 months.

	<u>No</u>	<u>Yes</u>
Contacted Montgomery County (in-person, phone, email, or web) for help or information.....	1	2
Contacted Montgomery County elected officials (in-person, phone, email, or web) to express your opinion.....	1	2
Attended a local public meeting <u>in person</u> (of local elected officials like City Council or County Commissioners, advisory boards, town halls, HOA, neighborhood watch, etc.).....	1	2
Watched or <u>virtually</u> attended (online or on television) a local public meeting.....	1	2
Volunteered your time to some group/activity in Montgomery County.....	1	2
Campaigned or advocated for a local issue, cause, or candidate.....	1	2
Voted in your most recent local election.....	1	2
Used bus, rail, subway, or other public transportation instead of driving.....	1	2
Carpooled with other adults or children instead of driving alone.....	1	2
Walked or biked instead of driving.....	1	2

9. Please rate the quality of each of the following services in Montgomery County.

	<u>Excellent</u>	<u>Good</u>	<u>Fair</u>	<u>Poor</u>	<u>Don't know</u>
Public information services.....	1	2	3	4	5
Economic development.....	1	2	3	4	5
Traffic enforcement.....	1	2	3	4	5
Traffic signal timing.....	1	2	3	4	5
Street repair.....	1	2	3	4	5
Street cleaning.....	1	2	3	4	5
Street lighting.....	1	2	3	4	5
Snow removal.....	1	2	3	4	5
Sidewalk maintenance.....	1	2	3	4	5
Bus or transit services.....	1	2	3	4	5
Land use, planning, and zoning.....	1	2	3	4	5
Code enforcement (weeds, abandoned buildings, etc.).....	1	2	3	4	5
Affordable high-speed internet access.....	1	2	3	4	5
Garbage collection.....	1	2	3	4	5
Drinking water.....	1	2	3	4	5
Sewer services.....	1	2	3	4	5
Storm water management (storm drainage, dams, levees, etc.).....	1	2	3	4	5
Power (electric and/or gas) utility.....	1	2	3	4	5
Utility billing.....	1	2	3	4	5
Police services.....	1	2	3	4	5
Crime prevention.....	1	2	3	4	5
Animal control.....	1	2	3	4	5
Ambulance or emergency medical services.....	1	2	3	4	5
Fire services.....	1	2	3	4	5
Fire prevention and education.....	1	2	3	4	5
Emergency preparedness (services that prepare the community for natural disasters or other emergency situations).....	1	2	3	4	5
Preservation of natural areas (open space, farmlands, and greenbelts).....	1	2	3	4	5
Quality of Montgomery County open space.....	1	2	3	4	5
Recycling.....	1	2	3	4	5
Yard waste pick-up.....	1	2	3	4	5
Montgomery County parks.....	1	2	3	4	5
Recreation programs or classes.....	1	2	3	4	5
Recreation centers or facilities.....	1	2	3	4	5
Health services.....	1	2	3	4	5
Public library services.....	1	2	3	4	5
Overall customer service by Montgomery County employees (police, receptionists, planners, etc.).....	1	2	3	4	5
MC311 non-emergency services and information line.....	1	2	3	4	5
Services for seniors.....	1	2	3	4	5
Services for youth.....	1	2	3	4	5
Election/voter services.....	1	2	3	4	5
Permitting services.....	1	2	3	4	5
Consumer protection.....	1	2	3	4	5
Alcohol sales.....	1	2	3	4	5

10. Please rate the following categories of Montgomery County government performance.

	<u>Excellent</u>	<u>Good</u>	<u>Fair</u>	<u>Poor</u>	<u>Don't know</u>
The value of services for the taxes paid to Montgomery County.....	1	2	3	4	5
The overall direction that Montgomery County is taking.....	1	2	3	4	5
The job County government does at welcoming resident involvement.....	1	2	3	4	5
Overall confidence in Montgomery County government.....	1	2	3	4	5
Generally acting in the best interest of the community.....	1	2	3	4	5
Being honest.....	1	2	3	4	5
Being open and transparent to the public.....	1	2	3	4	5
Informing residents about issues facing the community.....	1	2	3	4	5
Treating all residents fairly.....	1	2	3	4	5
Treating residents with respect.....	1	2	3	4	5

11. Overall, how would you rate the quality of the services provided by each of the following?

	<u>Excellent</u>	<u>Good</u>	<u>Fair</u>	<u>Poor</u>	<u>Don't know</u>
Montgomery County	1	2	3	4	5
The Federal Government.....	1	2	3	4	5
The State of Maryland	1	2	3	4	5

12. Please rate how important, if at all, you think it is for the Montgomery County community to focus on each of the following in the coming two years.

	<u>Essential</u>	<u>Very important</u>	<u>Somewhat important</u>	<u>Not at all important</u>
Overall economic health of Montgomery County.....	1	2	3	4
Overall quality of the transportation system (auto, bicycle, foot, bus) in Montgomery County	1	2	3	4
Overall design or layout of Montgomery County's residential and commercial areas (e.g., homes, buildings, streets, parks, etc.)	1	2	3	4
Overall quality of the utility infrastructure in Montgomery County (water, sewer, storm water, electric/gas, broadband)	1	2	3	4
Overall feeling of safety in Montgomery County	1	2	3	4
Overall quality of natural environment in Montgomery County.....	1	2	3	4
Overall quality of parks and recreation opportunities.....	1	2	3	4
Overall health and wellness opportunities in Montgomery County	1	2	3	4
Overall opportunities for education, culture, and the arts.....	1	2	3	4
Residents' connection and engagement with their community	1	2	3	4

13. Thinking now about some more specific areas of focus, please indicate if each of the following have gotten better, worse or stayed the same in Montgomery County over the past two years.

	<u>Much better</u>	<u>Somewhat better</u>	<u>Stayed about the same</u>	<u>Somewhat worse</u>	<u>Much worse</u>	<u>Don't know</u>
Affordable housing	1	2	3	4	5	6
Crime.....	1	2	3	4	5	6
The environment.....	1	2	3	4	5	6
The pace of growth.....	1	2	3	4	5	6
Public schools (K-12)	1	2	3	4	5	6
Social services for those in need	1	2	3	4	5	6
Traffic.....	1	2	3	4	5	6
Job growth.....	1	2	3	4	5	6
Business growth.....	1	2	3	4	5	6
Quality of life opportunities (recreation, libraries, arts and culture)	1	2	3	4	5	6
Equity.....	1	2	3	4	5	6

14. Please select the statement that best describes your opinion.

- I am satisfied with the current level of taxes and services.
- I am willing to pay more taxes to get more services.
- I feel that I pay too much for the services I receive.
- I am willing to accept service reductions if it means lower taxes.
- My opinion is different from the ones listed here.
- I don't have an opinion/no preference.

15. Have you needed the County government to resolve an issue or problem in the past two years?

- Yes → Go to question 16
- No → Go to question 17

16. Please indicate how easy or hard it was to do each of the following.

	<u>Very easy</u>	<u>Somewhat easy</u>	<u>Somewhat hard</u>	<u>Very hard</u>
Communicate the issue/problem.....	1	2	3	4
Resolve the issue/problem.....	1	2	3	4

17. How many times, if any, have you interacted with a Montgomery County Police Department (MCPD) employee within the last two years?

	0 <u>times</u>	1-2 <u>times</u>	3-5 <u>times</u>	6-8 <u>times</u>	9 or more <u>times</u>
In person.....	1	2	3	4	5
On the phone.....	1	2	3	4	5
Online.....	1	2	3	4	5

17a. To what extent do you agree or disagree that the MCPD employee(s) you interacted with treated you fairly?
 Strongly agree Somewhat agree Somewhat disagree Strongly disagree Don't know

17b. Please rate each of the following aspects of the MCPD employee(s) with whom you personally had contact:

	<u>Excellent</u>	<u>Good</u>	<u>Fair</u>	<u>Poor</u>	<u>Don't know</u>
Professionalism	1	2	3	4	5
Approachability	1	2	3	4	5
Responsiveness.....	1	2	3	4	5

18. Please rate each of the following aspects of Montgomery County K-12 public schools.

	<u>Excellent</u>	<u>Good</u>	<u>Fair</u>	<u>Poor</u>	<u>Don't know</u>
Class size.....	1	2	3	4	5
Teacher/student ratio	1	2	3	4	5
Student safety.....	1	2	3	4	5
School facilities	1	2	3	4	5
Food/cafeteria.....	1	2	3	4	5
Accessibility of teachers and administrators.....	1	2	3	4	5
Diversity of race/ethnicity of the student body	1	2	3	4	5
Virtual/remote instruction (when needed)	1	2	3	4	5
Overall quality of education	1	2	3	4	5

19. Which, if any, apply to your current connection to Montgomery County Public Schools (MCPS)? (Mark all that apply.)

- One or more of my children is currently enrolled in a Montgomery County Public School
- One or more of my children was enrolled in MCPS in the past
- My grandchild(ren) or other relatives are currently enrolled in MCPS
- I am a current MCPS employee
- I am a past MCPS employee
- I am a current or former school or MCPS volunteer
- None of the above

20. To what extent do you agree or disagree that Montgomery County Public Schools (MCPS) should consider adjusting school boundaries in order to increase student diversity and better utilize capacity in its schools?
 Strongly agree Somewhat agree Somewhat disagree Strongly disagree Don't know/No opinion

- 21. Which of the following best describe your current child care arrangement for your child(ren) under age 5? (Mark all that apply.)**
- Not applicable to me/our household
 - Licensed child care center
 - Licensed child care affiliated with a faith-based organization
 - Licensed family child care program (in a home setting)
 - Part-day Public Pre-K/Early Head Start/Head Start Program
 - Nanny/nanny share
 - Relative (e.g. grandparent, aunt/uncle)
 - Non-relative friend or neighbor
 - I/My spouse/partner provides care for our child(ren) due to preference
 - I/My spouse/partner stopped working to care for our children due to the cost of childcare

- 22. Please indicate which of the following potential sources for information, if any, that you use to get information about County services, activities, and events. (Please mark all that apply.)**
- County website (www.montgomerycountymd.gov)
 - MC311
 - Local newspapers and/or their websites
 - Radio (e.g., WTOP, WAMU, etc.)
 - "Montgomery al Día" radio program
 - Local television stations
 - County cable television (Verizon ch. 30, Comcast and RCN ch. 6)
 - Civic association, homeowners' association newsletters, or community listservs
 - Nextdoor app or website
 - The County's social network sites (e.g., Facebook, X/Twitter, YouTube, etc.)
 - Alert Montgomery
 - Blog websites
 - Publications from County government or elected officials (mailings, publications, online newsletters, Montgomery County Update Newsletter)
 - Town hall meetings or other public meetings
 - Word of mouth

Our last questions are about you and your household.
 Again, all of your responses to this survey are confidential, and no identifying information will be shared.

D1. In general, how many times do you:

	Several times a day	Once a day	A few times a week	Every few weeks	Less often or never	Don't know
Access the internet from your home using a computer, laptop, or tablet computer	1	2	3	4	5	6
Access the internet from your cell phone.....	1	2	3	4	5	6
Visit social media sites such as Facebook, X (formerly Twitter), Nextdoor, etc.	1	2	3	4	5	6
Use or check email.....	1	2	3	4	5	6
Share your opinions online.....	1	2	3	4	5	6
Shop online	1	2	3	4	5	6

D2. Please rate your overall health.

- Excellent Very good Good Fair Poor

D3. What impact, if any, do you think the economy will have on your family income in the next 6 months? Do you think the impact will be:

- Very positive Somewhat positive Neutral Somewhat negative Very negative

D4. How many years have you lived in Montgomery County?

- Less than 2 years
 2-5 years
 6-10 years
 11-20 years
 More than 20 years

D5. Which best describes the building you live in?

- Single-family detached home
 Townhouse or duplex (may share walls but no units above or below you)
 Condominium or apartment (have units above or below you)
 Mobile home
 Other

D6. Do you rent or own your home?

- Rent
 Own

D7. About how much is your monthly housing cost for the place you live (including rent, mortgage payment, property tax, property insurance, and homeowners' association (HOA) fees)?

- Less than \$300 \$2,500 to \$3,999
 \$300 to \$599 \$4,000 to \$6,999
 \$600 to \$999 \$7,000 to \$9,999
 \$1,000 to \$1,499 \$10,000 or more
 \$1,500 to \$2,499

D8. Do any children 17 or under live in your household?

- No Yes

D9. Are you or any other members of your household aged 65 or older?

- No Yes

D10. How much do you anticipate your household's total income before taxes will be for the current year? (Please include in your total income money from all sources for all persons living in your household.)

- Less than \$25,000 \$100,000 to \$149,999
 \$25,000 to \$49,999 \$150,000 to \$199,999
 \$50,000 to \$74,999 \$200,000 to \$299,999
 \$75,000 to \$99,999 \$300,000 or more

D11. Are you of Hispanic, Latino/a/x, or Spanish origin?

- No Yes

D12. What is your race? (Mark one or more races to indicate what race you consider yourself to be.)

- American Indian or Alaska Native
 Asian
 Black or African American
 Native Hawaiian or Other Pacific Islander
 White
 A race not listed

D13. In which category is your age?

- 18-24 years 55-64 years
 25-34 years 65-74 years
 35-44 years 75 years or older
 45-54 years

D14. What is your gender?

- Woman
 Man
 Identify in another way

Thank you! Please return the completed survey in the postage-paid envelope to:
National Research Center, Inc., PO Box 549, Belle Mead, NJ 08502

Survey Communications

የጀርባውን ገጽ ይመልከቱ

페이지 넘기기

Lật sang trang tiếp theo

ورق را برگردانید

Dear Montgomery County Resident:

You have been selected at random to participate in the 2024 Montgomery County Resident Survey. Please take a few minutes to complete the enclosed survey. Your participation in this survey is very important – especially since your household is one of only a small number of households being surveyed. **If you already responded, please do not respond twice.**

A few things to remember:

- **Your responses are completely confidential.**
- In order to hear from a diverse group of residents, an adult 18 years or older in your household should complete this survey.
- **Please return the survey by mail in the enclosed postage-paid envelope, or you may complete the survey online at the following link using the access code listed below:**

<https://polco.us/XXXXXXX> Access code: XYZZ

If you have any questions about the survey, please call 311 or 240-777-0311, Monday-Friday anytime 7am-7pm. Thank you for your time and participation!

Estimado Residente del Condado de Montgomery:

Usted ha sido seleccionado al azar para participar en la Encuesta de residentes del Condado de Montgomery 2024. Dedique unos minutos a contestar la encuesta. **Es muy importante su participación en esta encuesta** – especialmente debido a que el suyo es uno de los pocos hogares que se están encuestando.

Algunas cosas para recordar:

- **Sus respuestas son totalmente confidenciales.**
- A fin de conocer la opinión de un grupo diverso de residentes, debe contestar esta encuesta el adulto de 18 años o mayor en su casa que más recientemente haya tenido un cumpleaños.
- **Puede contestar la encuesta en línea usando el enlace siguiente y el código de acceso que se indican a continuación:**

<https://polco.us/XXXXXXX> Código de acceso: XYZZ

Si tiene alguna pregunta sobre la encuesta, llame al 311 o al 240-777-0311, de lunes a viernes a cualquier hora de 7 a.m. a 7 p.m. ¡Agradecemos su tiempo y participación!

亲爱的蒙哥马利县居民：

您已被随机选中参加 2024 年蒙哥马利县居民调查。请花几分钟的时间填写此调查。**您的参与至关重要** – 特别是您的家庭是少数接受调查的家庭之一。

需要记住的一些事项：

- **您的回答是完全保密的。**
- 为了听取来自不同居民群体的意见，您家里最近刚过完生日的 18 岁或以上的成年人可填写此调查。
- **您可以使用下面列出的访问代码通过以下链接在线填写调查：**

<https://polco.us/XXXXXXX> 访问代码：XYZZ

如果您对调查有任何疑问，请在周一至周五上午 7 点至晚 7 点的任何时间致电 311 或 240-777-0311。感谢您的时间和参与！

Cher/Chère habitant(e) du comté de Montgomery:

Vous avez été choisi(e) de façon aléatoire pour participer au sondage 2024 auprès des habitants du comté de Montgomery. Nous vous serions reconnaissants de prendre quelques minutes pour répondre à ce sondage. **Votre participation à ce sondage est très importante**, en particulier car votre foyer est l'un des rares à y participer.

Quelques points à retenir :

- **Vos réponses sont entièrement confidentielles.**
- Pour obtenir des réponses d'un groupe d'habitants varié, nous demandons que la dernière personne de votre foyer âgée de plus de 18 ans qui a fêté son anniversaire réponde au sondage.
- **Vous pouvez y répondre en ligne à l'adresse suivante en utilisant le code d'accès ci-après:**

<https://polco.us/XXXXXXX> Code d'accès: XYZZ

Pour toute question relative au sondage, appelez le 311 ou le 240-777-0311, du lundi au vendredi, entre 7 h et 19 h. Merci de votre attention et de votre participation!

몽고메리 카운티 주민 여러분,

귀하는 2024 년 몽고메리 카운티 주민 설문조사에 참여하도록 무작위로 선택되었습니다. 몇 분 동안 시간을 내어 설문조사를 완료해 주시기 바랍니다. 이 설문조사에 참여하는 것은 매우 중요합니다. 특히 귀하의 가구는 설문조사 대상이 되는 소수의 가구 중 하나이기 때문에 더욱 그렇습니다.

유의해야 할 몇 가지 사항은 다음과 같습니다.

- 귀하의 답변은 완전한 비밀로 유지됩니다.
- 다양한 주민들 그룹의 의견을 듣기 위해, 가장 최근에 생일을 맞았던 18 세 이상의 성인이 이 설문조사서를 작성해야 합니다.
- 아래에 나열된 액세스 코드를 사용하여 다음 링크에서 온라인으로 설문조사를 작성하실 수 있습니다.

<https://polco.us/XXXXXXX> 액세스 코드: **XXYYZZ**

설문조사에 대해 질문이 있으시면 월~금요일 오전 7 시~오후 7 시 사이에 311 또는 240-777-0311 번으로 전화 주십시오. 시간을 내어 참여해주셔서 감사합니다!

Thân gửi Cư Dân Quận Montgomery:

Quý vị được chọn ngẫu nhiên để tham gia cuộc Khảo Sát Cư Dân Quận Montgomery năm 2024. Xin quý vị dành vài phút để điền bản khảo sát sau đây. **Góp phần tham gia vào khảo sát này là điều rất quan trọng** - nhất là khi gia hộ của quý vị chỉ là một trong vài gia hộ được khảo sát.

Một vài điều cần nhớ:

- **Tất cả các câu trả lời đều được giữ kín đáo.**
- Để có ý kiến từ nhiều nhóm dân cư, chúng tôi xin mời người trưởng thành trong gia hộ (18 tuổi trở lên, có ngày sinh nhật vào thời điểm gần đây nhất) trả lời khảo sát.
- **Quý vị có thể điền bản khảo sát trực tuyến tại đường nối sau đây bằng cách nhập mã truy cập dưới đây:**

<https://polco.us/XXXXXXX> Mã truy cập: **XXYYZZ**

Nếu có thắc mắc về cuộc khảo sát, xin gọi số 311 hoặc 240-777-0311, Thứ Hai - Thứ Sáu vào bất cứ lúc nào từ 7:00 sáng đến 7:00 tối. Xin cảm ơn quý vị đã dành thì giờ góp phần tham gia!

ساکن گرامی شهرستان مونتگومری:

شما به صورت تصادفی برای شرکت در نظرسنجی سال 2024 ساکنین شهرستان مونتگومری انتخاب شده‌اید. لطفاً چند دقیقه وقت صرف کنید تا این نظرسنجی را تکمیل کنید. شرکت شما در این نظرسنجی بسیار مهم است - به ویژه از آنجا که خانوار شما یکی از خانوارهای انگشت‌شمار است که مورد نظرسنجی واقع می‌شوند.

چند چیز را به خاطر بسپارید:

- پاسخ‌های شما کاملاً محرمانه هستند.
- برای آگاهی از نظرات یک گروه متنوع از ساکنین، افراد بزرگسال 18 ساله یا بالاتر در خانوارتان که اخیراً سالگرد تولدشان بود باید این نظرسنجی را تکمیل کنند.
- می‌توانید نظرسنجی را به صورت آنلاین در لینک زیر و با استفاده از کد دسترسی زیر تکمیل کنید:

<https://polco.us/XXXXXXX> کد دسترسی: **XXYYZZ**

اگر پرسشی درباره نظرسنجی دارید، لطفاً با شماره 311 یا 240-777-0311، دوشنبه تا جمعه از 7 صبح تا 7 عصر تماس بگیرید. از وقت و مشارکت شما سپاسگزاریم!

ወ.ድ. የሞንትጎመሪ ካውንቲ ነዋሪ:-

በ2024 የሞንትጎመሪ ካውንቲ ነዋሪ የጥናት ተሳታፊ እንዲሆኑ ያለምንም የተለየ መስፈርት ተመርጠዋል። እባክዎን ጥቂት ደቂቃዎች ወስደው ይህንን ጥናት ይሙሉ። በዚህ ጥናት መሳተፍዎ እጅግ አስፈላጊ ነው። ምክንያቱም በጥናቱ ከተካተቱ እጅግ ጥቂት ቤተሰቦች መካከል የእርስዎ አንዱ ነው።

የሚያስታውሷቸው ጥቂት ነጥቶች:-

- የሚሟሟው ምላሾች ሙሉ በሙሉ በምሥጢር ይያዛሉ።
- ከበርካታ ነዋሪዎች ምላሽ ለማግኘት እንድንችል፣ በቅርብ ጊዜ ልዩቱን/ቷን ያከበረ/ች 18 ዓመት ወይም ከዚያ በላይ ዕድሜ ያለው/ያሉት ሁሉም የቤተሰብ አባል ጥናቱን መሙላት ይገባል/ ይገባታል።
- ይህንን ጥናት ከዚህ በማስተል የሚገኘውን ኮድ በመጠቀም ከዚህ በታች ባለው ሊንክ ኦንላይን ሊሞሉ ይችላሉ።

<https://polco.us/XXXXXXX> የሞዳረሻ ኮድ: **XXYYZZ**

ስለጥናቱ ማንኛውም ጥያቄ ካለዎት እባክዎን በስልክ ቁጥር 311 ወይም 240-777-0311፣ ከሰኞ እስከ ዓርብ ከ7am-7pm በማንኛውም ሰዓት ይደውሉ። ለጊዜዎ እና ስለተሳተፉ እናመሰግናን

Marc Elrich



CountyStat
 Montgomery County Government
 101 Monroe Street
 14th Floor
 Rockville, MD 20850

Presorted
 First Class Mail
 US Postage
 PAID
 Boulder, CO
 Permit NO. 94

Dear Montgomery County Resident:

Your voice matters! We're eager to hear your thoughts to help shape the vibrant future of Montgomery County. You have been selected at random to participate in the 2024 Montgomery County Resident Survey. Please take a few minutes to complete the confidential survey. Your participation in this survey is very important – especially since your household is one of only a small number of households being surveyed.

- In order to hear from a diverse group of residents, an adult 18 years or older in your household should complete this survey.
- **You may complete the survey online at the following link using the access code listed below:**

<https://polco.us/XXXXXXX> Access code: XYZZ

You may also wait a few days for a paper survey to arrive in the mail. If you have any questions about the survey, please call 311 or 240-777-0311, Monday-Friday between 7am-7pm. Thank you for your time and participation!

Estimado Residente del Condado de Montgomery:

Usted ha sido seleccionado al azar para participar en la Encuesta de residentes del Condado de Montgomery 2024. Dedique unos minutos a contestar la encuesta. **Es muy importante su participación en esta encuesta** – especialmente debido a que el suyo es uno de los pocos hogares que se están encuestando.

- A fin de conocer la opinión de un grupo diverso de residentes, debe contestar esta encuesta el adulto de 18 años o mayor en su casa que más recientemente haya tenido un cumpleaños.
- **Puede contestar la encuesta en línea usando el enlace siguiente y el código de acceso que se indican a continuación:**

<https://polco.us/XXXXXXX> Código de acceso: XYZZ

Si tiene alguna pregunta sobre la encuesta, llame al 311 o al 240-777-0311, de lunes a viernes a cualquier hora de 7 a.m. a 7 p.m. ¡Agradecemos su tiempo y participación!

亲爱的蒙哥马利县居民:

您已被随机选中参加 2024 年蒙哥马利县居民调查。请花几分钟的时间填写此调查。您的参与至关重要 – 特别是您的家庭是少数接受调查的家庭之一。

- 为了听取来自不同居民群体的意见，您家里最近刚过完生日的 18 岁或以上的成年人可填写此调查。
- **您可以使用下面列出的访问代码通过以下链接在线填写调查:**

<https://polco.us/XXXXXXX> 访问代码: XYZZ

如果您对调查有任何疑问，请在周一至周五上午 7 点至晚 7 点的任何时间致电 311 或 240-777-0311。感谢您的时间和参与!

Cher/Chère habitant(e) du comté de Montgomery:

Vous avez été choisi(e) de façon aléatoire pour participer au sondage 2024 auprès des habitants du comté de Montgomery. Nous vous serions reconnaissants de prendre quelques minutes pour répondre à ce sondage. **Votre participation à ce sondage est très importante**, en particulier car votre foyer est l'un des rares à y participer.

- Pour obtenir des réponses d'un groupe d'habitants varié, nous demandons que la dernière personne de votre foyer âgée de plus de 18 ans qui a fêté son anniversaire réponde au sondage.
- **Vous pouvez y répondre en ligne à l'adresse suivante en utilisant le code d'accès ci-après:**

<https://polco.us/XXXXXXX> Code d'accès: XYZZ

Pour toute question relative au sondage, appelez le 311 ou le 240-777-0311, du lundi au vendredi, entre 7 h et 19 h. Merci de votre attention et de votre participation!

몽고메리 카운티 주민 여러분,

귀하는 2024 년 몽고메리 카운티 주민 설문조사에 참여하도록 무작위로 선택되었습니다. 몇 분 동안 시간을 내어 설문조사를 완료해 주시기 바랍니다. 이 설문조사에 참여하는 것은 매우 중요합니다. 특히 귀하의 가구는 설문조사 대상이 되는 소수의 가구 중 하나이기 때문에 더욱 그렇습니다.

- 다양한 주민들 그룹의 의견을 듣기 위해, 가장 최근에 생일을 맞았던 18 세 이상의 성인이 이 설문조사서를 작성해야 합니다.
- 아래에 나열된 액세스 코드를 사용하여 다음 링크에서 온라인으로 설문조사를 작성하실 수 있습니다.

<https://polco.us/XXXXXXX> 액세스 코드: XYZZ

설문조사에 대해 질문이 있으시면 월~금요일 오전 7시~오후 7시 사이에 311 또는 240-777-0311 번으로 전화 주십시오. 시간을 내어 참여해주셔서 감사합니다!

Thân gửi Cư Dân Quận Montgomery:

Quý vị được chọn ngẫu nhiên để tham gia cuộc Khảo Sát Cư Dân Quận Montgomery năm 2024. Xin quý vị dành vài phút để điền bản khảo sát sau đây. **Góp phần tham gia vào khảo sát này là điều rất quan trọng** - nhất là khi gia hộ của quý vị chỉ là một trong vài gia hộ được khảo sát.

- Để có ý kiến từ nhiều nhóm dân cư, chúng tôi xin mời người trưởng thành trong gia hộ (18 tuổi trở lên, có ngày sinh nhật vào thời điểm gần đây nhất) trả lời khảo sát.
- **Quý vị có thể điền bản khảo sát trực tuyến tại đường nối sau đây bằng cách nhập mã truy cập dưới đây:**

https://polco.us/XXXXXXX Mã truy cập: XXYZZ

Nếu có thắc mắc về cuộc khảo sát, xin gọi số 311 hoặc 240-777-0311, Thứ Hai - Thứ Sáu vào bất cứ lúc nào từ 7:00 sáng đến 7:00 tối. Xin cảm ơn quý vị đã dành thì giờ góp phần tham gia!

ساکن گرامی شهرستان مونتگومری:

شما به صورت تصادفی برای شرکت در نظرسنجی سال 2024 ساکنین شهرستان مونتگومری انتخاب شده‌اید. لطفاً چند دقیقه وقت صرف کنید تا این نظرسنجی را تکمیل کنید. شرکت شما در این نظرسنجی بسیار مهم است - به‌ویژه از آنجا که خانوار شما یکی از خانوارهای انگشت‌شمار است که مورد نظرسنجی واقع می‌شوند.

- برای آگاهی از نظرات یک گروه متنوع از ساکنین، افراد بزرگسال 18 ساله یا بالاتر در خانوارتان که اخیراً سالگرد تولدشان بود باید این نظرسنجی را تکمیل کنند.
- می‌توانید نظرسنجی را به صورت آنلاین در لینک زیر و با استفاده از کد دسترسی زیر تکمیل کنید:

https://polco.us/XXXXXXX کد دسترسی: XXYZZ

اگر پرسشی درباره نظرسنجی دارید، لطفاً با شماره 311 یا 240-777-0311، دوشنبه تا جمعه از 7 صبح تا 7 عصر تماس بگیرید. از وقت و مشارکت شما سپاسگزاریم!

ውድ የሞንትጎመሪ ካውንቲ ነዋሪ:-

በ2024 የሞንትጎመሪ ካውንቲ ነዋሪ የጥናት ተሳታፊ እንዲሆኑ ያለምንም የተለየ መስፈርት ተመርጠዋል። እባክዎን ጥቂት ደቂቃዎች ወስደው ይህንን ጥናት ይሙሉ። በዚህ ጥናት መሳተፍዎ እጅግ አስፈላጊ ነው። ምክንያቱም በጥናቱ ከተካተቱ እጅግ ጥቂት ቤተሰቦች መካከል የእርስዎ አንዱ ነው።

- ከበርካታ ነዋሪዎች ምላሽ ለማግኘት እንድንችል፣ በቅርብ ጊዜ ልደቱን/ቷን ያከበረ/ች 18 ዓመት ወይም ከዚያ በላይ ዕድሜ ያለው/ያላት ሁሉም የቤተሰብ አባል ጥናቱን መሙላት ይገባዎል/ይገባታል።
- **ይህንን ጥናት ከዚህ በማስተል የሚገኘውን ኮድ በመጠቀም ከዚህ በታች ባለው ሊንክ አንላይን ሊሞሉ ይችላሉ።**

https://polco.us/XXXXXXX የመዳረሻ ኮድ: XXYZZ

ስለጥናቱ ማንኛውም ጥያቄ ካለዎት እባክዎን በስልክ ቁጥር 311 ወይም 240-777-0311፣ ከሰኞ እስከ ዓርብ ከ7am-7pm በማንኛውም ሰዓት ይደውሉ። ለጊዜዎ እና ስለተሳተፉ እናመሰግናን!

Marc Elrich

County Executive/Ejecutivo del Condado/县长/ Ex é cutif du comt é /카운티장/ Viên Chức Điều Hành Quận /



CountyStat
 Montgomery County Government
 101 Monroe Street
 14th Floor
 Rockville, MD 20850

Presorted
 First Class Mail
 US Postage
 PAID
 Boulder, CO
 Permit NO. 94

Dear Montgomery County Resident:

Final reminder! We're eager to hear your thoughts to help shape the vibrant future of Montgomery County. You have been selected at random to participate in the 2024 Montgomery County Resident Survey. Please take a few minutes to complete the survey. **Your participation in this survey is very important** – especially since your household is one of only a small number of households being surveyed. **If you already responded online or to the paper survey sent previously, please do not respond twice.**

- In order to hear from a diverse group of residents, an adult 18 years or older in your household should complete this survey.
- **You may complete the survey online at the following link using the access code listed below:**

<https://polco.us/XXXXXXX> Access code: XYZZ

If you have any questions about the survey, please call 311 or 240-777-0311, Monday-Friday between 7am-7pm. Thank you for your time and participation!

Estimado Residente del Condado de Montgomery:

iRecordatorio final! Usted ha sido seleccionado al azar para participar en la Encuesta de residentes del Condado de Montgomery 2021. Dedique unos minutos a contestar la encuesta. **Es muy importante su participación en esta encuesta** – especialmente debido a que el suyo es uno de los pocos hogares que se están encuestando. **Si ya contestó en línea o usando la encuesta impresa enviada previamente, no conteste dos veces.**

- A fin de conocer la opinión de un grupo diverso de residentes, debe contestar esta encuesta el adulto de 18 años o mayor en su casa que más recientemente haya tenido un cumpleaños.
- **Puede contestar la encuesta en línea usando el enlace siguiente y el código de acceso que se indican a continuación:**

<https://polco.us/XXXXXXX> Código de acceso: XYZZ

Si tiene alguna pregunta sobre la encuesta, llame al 311 o al 240-777-0311, de lunes a viernes a cualquier hora de 7 a.m. a 7 p.m. ¡Agradecemos su tiempo y participación!

亲爱的蒙哥马利县居民:

最后提醒! 您已被随机选中参加 2021 年蒙哥马利县居民调查。请花几分钟的时间填写此调查。您的参与至关重要 – 特别是您的家庭是少数接受调查的家庭之一。如果您已在线或在之前寄送的纸质调查中做出了回答, 请不要回答两次。

- 为了听取来自不同居民群体的意见, 您家里最近刚过完生日的 18 岁或以上的成年人可填写此调查。
- **您可以使用下面列出的访问代码通过以下链接在线填写调查:**

<https://polco.us/XXXXXXX> 访问代码: XYZZ

如果您对调查有任何疑问, 请在周一至周五上午 7 点至晚 7 点的任何时间致电 311 或 240-777-0311。感谢您的时间和参与!

Cher/Chère habitant(e) du comté de Montgomery:

Dernier rappel! Vous avez été choisi(e) de façon aléatoire pour participer au sondage 2021 auprès des habitants du comté de Montgomery. Nous vous serions reconnaissants de prendre quelques minutes pour répondre à ce sondage. **Votre participation à ce sondage est très importante**, en particulier car votre foyer est l'un des rares à y participer. **Si vous avez déjà répondu en ligne ou sur le sondage papier envoyé précédemment, merci de ne pas y répondre une deuxième fois.**

- Pour obtenir des réponses d'un groupe d'habitants varié, nous demandons que la dernière personne de votre foyer âgée de plus de 18 ans qui a fêté son anniversaire réponde au sondage.
- **Vous pouvez y répondre en ligne à l'adresse suivante en utilisant le code d'accès ci-après:**

<https://polco.us/XXXXXXX> Code d'accès: XYZZ

Pour toute question relative au sondage, appelez le 311 ou le 240-777-0311, du lundi au vendredi, entre 7 h et 19 h. Merci de votre attention et de votre participation!

몽고메리 카운티 주민 여러분,

마지막 알림! 귀하는 2021년 몽고메리 카운티 주민 설문조사에 참여하도록 무작위로 선택되었습니다. 몇 분 동안 시간을 내어 설문조사를 완료해 주시길 바랍니다. 이 설문조사에 참여하는 것은 매우 중요합니다. 특히 귀하의 가구는 설문조사 대상이 되는 소수의 가구 중 하나이기 때문에 더욱 그렇습니다. 온라인에서 이미 응답하였거나 전에 보내드렸던 종이 설문지를 이미 작성하신 경우, 두 번 응답하지 마십시오.

- 다양한 주민들 그룹의 의견을 듣기 위해, 가장 최근에 생일을 맞았던 18 세 이상의 성인이 이 설문조사서를 작성해야 합니다.
- 아래에 나열된 액세스 코드를 사용하여 다음 링크에서 온라인으로 설문조사를 작성하실 수 있습니다.

<https://polco.us/XXXXXXX> 액세스 코드: XYZZ

설문조사에 대해 질문이 있으시면 월~금요일 오전 7시~오후 7시 사이에 311 또는 240-777-0311 번으로 전화 주십시오. 시간을 내어 참여해주셔서 감사합니다!

Thân gửi Cư Dân Quận Montgomery:

Lời nhắc sau cùng! Quý vị được chọn ngẫu nhiên để tham gia cuộc Khảo Sát Cư Dân Quận Montgomery năm 2021. Xin quý vị dành vài phút để điền bản khảo sát sau đây. **Góp phần tham gia vào khảo sát này là điều rất quan trọng** - nhất là khi gia hộ của quý vị chỉ là một trong vài gia hộ được khảo sát. **Nếu quý vị đã điền khảo sát trực tuyến hoặc bản khảo sát giấy gửi trước đó thì không cần phải điền nữa.**

- Để có ý kiến từ nhiều nhóm dân cư, chúng tôi xin mời người trưởng thành trong gia hộ (18 tuổi trở lên, có ngày sinh nhật vào thời điểm gần đây nhất) trả lời khảo sát.
- **Quý vị có thể điền bản khảo sát trực tuyến tại đường nối sau đây bằng cách nhập mã truy cập dưới đây:**

https://polco.us/XXXXXXX Mã truy cập: XXYYZZ

Nếu có thắc mắc về cuộc khảo sát, xin gọi số 311 hoặc 240-777-0311, Thứ Hai - Thứ Sáu vào bất cứ lúc nào từ 7:00 sáng đến 7:00 tối. Xin cảm ơn quý vị đã dành thì giờ góp phần tham gia!

ساکن گرامی شهرستان مونٹگومری:

یادآوری پایانی! شما به صورت تصادفی برای شرکت در نظرسنجی سال 2021 ساکنین شهرستان مونٹگومری انتخاب شده‌اید. لطفاً چند دقیقه وقت صرف کنید تا این نظرسنجی را تکمیل کنید. شرکت شما در این نظرسنجی بسیار مهم است - به ویژه از آنجا که خانوار شما یکی از خانوارهای انگشت‌شمار است که مورد نظرسنجی واقع می‌شوند. اگر قبلاً به صورت آنلاین پاسخ داده‌اید یا نظرسنجی کاغذی را قبلاً فرستاده‌اید، لطفاً دوباره پاسخ ندهید.

- برای آگاهی از نظرات یک گروه متنوع از ساکنین، افراد بزرگسال 18 ساله یا بالاتر در خانوارتان که اخیراً سالگرد تولدشان بود باید این نظرسنجی را تکمیل کنند.
- می‌توانید نظرسنجی را به صورت آنلاین در لینک زیر و با استفاده از کد دسترسی زیر تکمیل کنید:

XXYYZZ کد دسترسی: https://polco.us/XXXXXXX

اگر پرسشی درباره نظرسنجی دارید، لطفاً با شماره 311 یا 240-777-0311، دوشنبه تا جمعه از 7 صبح تا 7 عصر تماس بگیرید. از وقت و مشارکت شما سپاسگزاریم!

ውድ የሞንትጎምሬ ካውንቲ ነዋሪ:-

የመጨረሻ ማስታወሻ! በ2021 የሞንትጎምሬ ካውንቲ ነዋሪ የጥናት ተሳታፊ እንዲሆኑ ያለምንም የተለየ መስፈርት ተመርጠዋል። እባክዎን ጥቂት ደቂቃዎች ወስደው ይህንን ጥናት ይሙሉ። በዚህ ጥናት መሳተፍዎ እጅግ አስፈላጊ ነው። ምክንያቱም በጥናቱ ከተካተቱ እጅግ ጥቂት ቤተሰቦች መካከል የእርስዎ አንዱ ነው። **ለዚህ ጥናት በኦንላይን ዘዴ ወይም ከዚህ ቀደም ተልኮ ለነበረው ወረቀት ምላሽ ሰጥተው ከነበረ፣ እባክዎን ለሁለተኛ ጊዜ ምላሽ አይስጡ።**

- ከበርካታ ነዋሪዎች ምላሽ ለማግኘት እንድንችል፣ በቅርብ ጊዜ ልደቱን/ቷን ያከበረ/ች 18 ዓመት ወይም ከዚያ በላይ ዕድሜ ያለው/ያላት ሁሉም የቤተሰብ አባል ጥናቱን መሙላት ይገባዎል/ ይገባታል።
- **ይህንን ጥናት ከዚህ በማስተል የሚገኘውን ኮድ በመጠቀም ከዚህ በታች ባለው ሊንክ ኦንላይን ሊሞሉ ይችላሉ።**

https://polco.us/XXXXXXX የመዳረሻ ኮድ: XXYYZZ

ስለጥናቱ ማንኛውም ጥያቄ ካለዎት እባክዎን በስልክ ቁጥር 311 ወይም 240-777-0311፣ ከሰኞ እስከ ዓርብ ከ7am-7pm በማንኛውም ሰዓት ይደውሉ። ለጊዜዎ እና ስለተሳተፉ እናመሰግናን!

Marc Elrich

County Executive/Ejecutivo del Condado/县长/ Ex é cutif du comt é /카운티장/ Viên Chức Điều Hành Quận /

National Benchmark Tables

This table contains the comparisons of Montgomery County's results to those from other communities. The first column shows the comparison of Montgomery County's rating to the benchmark. Montgomery County's results are noted as being "higher", "lower" or "similar" to the benchmark, meaning that the average rating given by Montgomery County residents is statistically similar to or different than the benchmark. The second column is Montgomery County's "percent positive." Most commonly, the percent positive is the combination of the top two most positive response options (i.e., excellent/good). The third column is the rank assigned to Montgomery County's rating among communities where a similar question was asked. The fourth column is the number of communities that asked a similar question. The fifth column shows the percentile for Montgomery County's result -- that is what percent of surveyed communities had a lower rating than Montgomery County.

			% positive	Rank	Number of communities	Percentile	
Quality of Life	Please rate each of the following aspects of quality of life in Montgomery County.	Montgomery County as a place to live	Similar	84%	187	361	46%
		The overall quality of life in Montgomery County	Similar	74%	219	380	40%
	Please indicate how likely or unlikely you are to do each of the following.	Recommend living in Montgomery County to someone who asks	Similar	84%	171	319	46%
		Remain in Montgomery County for the next five years	Similar	84%	150	322	53%
	Please rate each of the following in the Montgomery County community.	Overall image or reputation of Montgomery County	Similar	76%	149	357	56%
Governance	Please indicate whether or not you have done each of the following in the last 12 months.	Contacted Montgomery County (in-person, phone, email, or web) for help or information	Similar	47%	160	329	51%
		Contacted Montgomery County elected officials (in-person, phone, email, or web) to express your opinion	Similar	18%	102	305	66%
		Attended a local public meeting in person (of local elected officials like City Council or County Commissioners, advisory boards, town halls, HOA, neighborhood watch, etc.)	Similar	21%	131	308	57%
		Watched or virtually attended (online or on television) a local public meeting	Similar	24%	132	300	56%
	Please rate the quality of each of the following services in Montgomery County.	Public information services	Similar	73%	84	323	74%
		Overall customer service by Montgomery County employees (police, receptionists, planners, etc.)	Similar	75%	230	359	33%
	Please rate the following categories of Montgomery County government performance.	The value of services for the taxes paid to Montgomery County	Similar	46%	206	370	42%
		The overall direction that Montgomery County is taking	Similar	55%	179	340	46%
		The job County government does at welcoming resident involvement	Similar	52%	160	335	52%

Governance	Please rate the following categories of Montgomery County government performance.	Overall confidence in Montgomery County government	Similar	56%	132	312	58%	
		Generally acting in the best interest of the community	Similar	57%	141	317	55%	
		Being honest	Similar	52%	173	308	44%	
		Being open and transparent to the public	Similar	51%	161	292	45%	
		Informing residents about issues facing the community	Similar	49%	143	295	51%	
		Treating all residents fairly	Similar	60%	158	314	50%	
		Treating residents with respect	Similar	69%	123	289	57%	
		Overall, how would you rate the quality of the services provided by each of the following?	Montgomery County	Similar	72%	161	360	54%
			The Federal Government	Similar	51%	9	302	97%
		Economy	Please rate each of the following aspects of quality of life in Montgomery County.	Montgomery County as a place to work	Similar	77%	80	357
Montgomery County as a place to visit	Similar			65%	152	323	52%	
Please rate each of the following characteristics as they relate to Montgomery County as a whole.	Overall economic health of Montgomery County		Similar	69%	139	318	56%	
	Please rate each of the following in the Montgomery County community.		Overall quality of business and service establishments in Montgomery County	Similar	77%	92	319	71%
Variety of business and service establishments in Montgomery County			Higher	79%	22	287	92%	
Vibrancy of downtown/commercial area			Similar	70%	85	303	72%	
Employment opportunities			Higher	59%	62	331	81%	
Shopping opportunities			Higher	74%	34	322	89%	
Cost of living in Montgomery County			Lower	16%	269	310	13%	

Economy

<p>Please rate the quality of each of the following services in Montgomery County.</p>	Economic development	Similar	57%	112	313	64%	
	<p>Please rate how important, if at all, you think it is for the Montgomery County community to focus on each of the following in the coming two ..</p>	Overall economic health of Montgomery County	Similar	89%	114	298	61%
	<p>What impact, if any, do you think the economy will have on your family income in the next 6 months? Do you think the impact will be:</p>	Similar	26%	71	303	76%	

Mobility

<p>Please rate each of the following characteristics as they relate to Montgomery County as a whole.</p>	Overall quality of the transportation system (auto, bicycle, foot, bus) in Montgomery County	Similar	65%	63	296	78%	
	<p>Please also rate each of the following in the Montgomery County community.</p>	Traffic flow on major streets	Similar	38%	239	341	28%
		Ease of public parking	Similar	47%	203	305	33%
		Ease of travel by car in Montgomery County	Similar	62%	231	328	29%
		Ease of travel by public transportation in Montgomery County	Higher	53%	31	307	90%
		Ease of travel by bicycle in Montgomery County	Similar	44%	216	327	33%
		Ease of walking in Montgomery County	Similar	52%	231	331	29%
<p>Please indicate whether or not you have done each of the following in the last 12 months.</p>	Used bus, rail, subway, or other public transportation instead of driving	Much higher	66%	12	293	96%	
	Carpooled with other adults or children instead of driving alone	Similar	45%	151	303	50%	
	Walked or biked instead of driving	Similar	63%	119	304	61%	
<p>Please rate the quality of each of the following services in Montgomery County.</p>	Traffic enforcement	Similar	53%	240	351	29%	
	Traffic signal timing	Similar	51%	160	309	48%	
	Street repair	Similar	47%	158	357	55%	
	Street cleaning	Similar	65%	166	322	48%	
	Street lighting	Similar	63%	157	343	52%	

Mobility	Please rate the quality of each of the following services in Montgomery County.	Snow removal	Similar	71%	119	280	56%
		Sidewalk maintenance	Similar	61%	130	321	59%
		Bus or transit services	Higher	66%	36	304	88%
	Please rate how important, if at all, you think it is for the Montgomery County community to focus on each of the following in the coming two ..	Overall quality of the transportation system (auto, bicycle, foot, bus) in Montgomery County	Similar	82%	30	285	89%
Community Design	Please rate each of the following aspects of quality of life in Montgomery County.	Your neighborhood as a place to live	Similar	85%	166	331	49%
	Please rate each of the following characteristics as they relate to Montgomery County as a whole.	Overall design or layout of Montgomery County's residential and commercial areas (e.g., homes, buildings, streets, parks, etc.)	Similar	65%	116	310	62%
	Please also rate each of the following in the Montgomery County community.	Well-planned residential growth	Similar	45%	137	289	52%
		Well-planned commercial growth	Similar	47%	108	288	62%
		Well-designed neighborhoods	Similar	53%	160	289	44%
		Preservation of the historical or cultural character of the community	Similar	61%	150	285	47%
		Public places where people want to spend time	Similar	59%	147	305	52%
		Variety of housing options	Similar	42%	156	318	50%
		Availability of affordable quality housing	Similar	18%	237	337	29%
		Overall quality of new development in Montgomery County	Similar	48%	157	325	51%
Overall appearance of Montgomery County	Similar	71%	161	335	50%		
Please rate the quality of each of the following services in Montgomery County.	Land use, planning, and zoning	Similar	51%	107	325	67%	
	Code enforcement (weeds, abandoned buildings, etc.)	Similar	48%	142	347	57%	
Please rate how important, if at all, you think it is for the Montgomery County community to focus on each of the following in the coming two ..	Overall design or layout of Montgomery County's residential and commercial areas (e.g., homes, buildings, streets, parks, etc.)	Similar	74%	199	298	33%	

Utilities	Please rate each of the following characteristics as they relate to Montgomery County as a whole.	Overall quality of the utility infrastructure in Montgomery County (water, sewer, storm water, electric/gas, broadband)	Similar	74%	76	286	73%
	Please rate the quality of each of the following services in Montgomery County.	Affordable high-speed internet access	Similar	62%	79	284	72%
		Garbage collection	Similar	80%	179	331	45%
		Drinking water	Similar	76%	138	324	57%
		Sewer services	Similar	84%	121	316	61%
		Storm water management (storm drainage, dams, levees, etc.)	Similar	80%	89	333	73%
		Power (electric and/or gas) utility	Similar	77%	120	283	57%
		Utility billing	Similar	61%	202	300	32%
		Please rate how important, if at all, you think it is for the Montgomery County community to focus on each of the following in the coming two ..	Overall quality of the utility infrastructure in Montgomery County (water, sewer, storm water, electric/gas, broadband)	Similar	87%	184	285
Safety	Please rate each of the following characteristics as they relate to Montgomery County as a whole.	Overall feeling of safety in Montgomery County	Similar	68%	241	345	28%
	Please rate how safe or unsafe you feel:	In your neighborhood during the day	Similar	90%	239	330	26%
		In Montgomery County's downtown/commercial area during the day	Similar	82%	250	321	21%
		From property crime	Similar	70%	205	296	30%
		From violent crime	Similar	73%	228	296	23%
		From fire, flood, or other natural disaster	Similar	87%	98	287	66%
	Please rate the quality of each of the following services in Montgomery County.	Police services	Similar	69%	272	374	24%
		Crime prevention	Similar	58%	258	350	23%
		Animal control	Similar	71%	161	327	49%

Safety	Please rate the quality of each of the following services in Montgomery County.	Ambulance or emergency medical services	Similar	87%	167	335	48%
		Fire services	Similar	90%	175	351	48%
		Fire prevention and education	Similar	77%	180	318	42%
		Emergency preparedness (services that prepare the community for natural disasters or other emergency situations)	Similar	66%	153	317	51%
	Please rate how important, if at all, you think it is for the Montgomery County community to focus on each of the following in the coming two ..	Overall feeling of safety in Montgomery County	Similar	90%	106	298	64%
Parks and Recreation	Please rate each of the following characteristics as they relate to Montgomery County as a whole.	Overall quality of parks and recreation opportunities	Similar	82%	120	292	59%
		Please also rate each of the following in the Montgomery County community.	Availability of paths and walking trails	Similar	75%	150	333
		Fitness opportunities (including exercise classes and paths or trails, etc.)	Similar	74%	139	308	55%
		Recreational opportunities	Similar	75%	123	325	62%
	Please rate the quality of each of the following services in Montgomery County.	Montgomery County parks	Similar	82%	129	337	62%
		Recreation programs or classes	Similar	75%	100	324	68%
		Recreation centers or facilities	Similar	77%	83	313	73%
	Please rate how important, if at all, you think it is for the Montgomery County community to focus on each of the following in the coming two ..	Overall quality of parks and recreation opportunities	Similar	73%	239	286	16%
Inclusivity and Engagement	Please rate each of the following aspects of quality of life in Montgomery County.	Montgomery County as a place to raise children	Similar	78%	193	367	45%
		Montgomery County as a place to retire	Lower	37%	337	361	3%
		Sense of community	Similar	58%	203	336	38%
	Please rate each of the following characteristics as they relate to Montgomery County as a whole.	Residents' connection and engagement with their community	Similar	56%	134	289	53%
	Please rate the job you feel the Montgomery County community does at each of the following.	Making all residents feel welcome	Similar	73%	85	291	71%

Inclusivity and Engagement	Please rate the job you feel the Montgomery County community does at each of the following.	Attracting people from diverse backgrounds	Much higher	83%	8	288	97%	
		Valuing/respecting residents from diverse backgrounds	Higher	81%	16	289	94%	
		Taking care of vulnerable residents (elderly, disabled, homeless, etc.)	Similar	57%	132	285	54%	
Please also rate each of the following in the Montgomery County community.		Sense of civic/community pride	Similar	58%	176	285	38%	
		Neighborhoodness of residents in Montgomery County	Similar	56%	222	306	27%	
		Opportunities to participate in social events and activities	Similar	58%	174	314	44%	
		Opportunities to volunteer	Similar	70%	139	312	55%	
		Opportunities to participate in community matters	Similar	63%	130	311	58%	
		Openness and acceptance of the community toward people of diverse backgrounds	Higher	75%	29	326	91%	
		Please indicate whether or not you have done each of the following in the last 12 months.		Volunteered your time to some group/activity in Montgomery County	Similar	36%	106	310
Campaigned or advocated for a local issue, cause, or candidate	Similar			16%	164	300	45%	
Please rate how important, if at all, you think it is for the Montgomery County community to focus on each of the following in the coming two ..		Residents' connection and engagement with their community	Similar	64%	241	298	19%	
Demographic	Please indicate whether or not you have done each of the following in the last 12 months.	Voted in your most recent local election	Similar	65%	250	286	12%	
		In general, how many times do you:	Access the internet from your home using a computer, laptop, or tablet computer	Similar	97%	70	283	75%
			Access the internet from your cell phone	Similar	96%	79	285	72%
			Visit social media sites such as Facebook, Twitter, Nextdoor, etc.	Similar	73%	246	285	14%
			Use or check email	Similar	96%	177	286	38%
			Share your opinions online	Similar	26%	170	284	40%

Demographic	In general, how many times do you:							
		Shop online	Similar	56%	128	283	55%	
Education, Arts, and Culture	Please rate each of the following characteristics as they relate to Montgomery County as a whole.	Overall opportunities for education, culture, and the arts	Higher	77%	61	316	81%	
		Please also rate each of the following in the Montgomery County community.						
		Opportunities to attend cultural/arts/music activities	Higher	71%	67	328	79%	
		Community support for the arts	Similar	70%	80	285	72%	
		Availability of affordable quality childcare/preschool	Similar	39%	173	315	45%	
		K-12 education	Similar	68%	161	323	50%	
		Adult educational opportunities	Similar	65%	75	309	75%	
		Opportunities to attend special events and festivals	Similar	68%	139	309	55%	
		Please rate the quality of each of the following services in Montgomery County.						
		Public library services	Similar	88%	131	332	60%	
	Please rate how important, if at all, you think it is for the Montgomery County community to focus on each of the following in the coming two ..							
Health and Wellness	Please rate each of the following characteristics as they relate to Montgomery County as a whole.	Overall health and wellness opportunities in Montgomery County	Similar	77%	104	313	66%	
		Please also rate each of the following in the Montgomery County community.						
		Availability of affordable quality food	Similar	54%	150	304	50%	
		Availability of affordable quality health care	Similar	57%	146	316	54%	
		Availability of preventive health services	Similar	62%	115	301	62%	
		Availability of affordable quality mental health care	Similar	47%	100	305	67%	
		Please rate the quality of each of the following services in Montgomery County.						
		Health services	Similar	70%	116	300	61%	
	Please rate how important, if at all, you think it is for the Montgomery County community to focus on each of the following in the coming two ..							
	Overall health and wellness opportunities in Montgomery County	Similar	73%	169	298	43%		
	Please rate your overall health.	Similar	70%	134	299	55%		

Natural Environment	Please rate each of the following characteristics as they relate to Montgomery County as a whole.	Overall quality of natural environment in Montgomery County	Similar	80%	155	321	51%
	Please also rate each of the following in the Montgomery County community.	Cleanliness of Montgomery County	Similar	71%	197	329	40%
		Water resources (beaches, lakes, ponds, riverways, etc.)	Similar	59%	140	270	48%
		Air quality	Similar	73%	222	315	29%
	Please rate the quality of each of the following services in Montgomery County.	Preservation of natural areas (open space, farmlands, and greenbelts)	Similar	71%	92	306	70%
		Quality of Montgomery County open space	Similar	73%	74	303	75%
		Recycling	Similar	75%	108	334	67%
		Yard waste pick-up	Similar	78%	101	304	66%
	Please rate how important, if at all, you think it is for the Montgomery County community to focus on each of the following in the coming two ..	Overall quality of natural environment in Montgomery County	Similar	81%	170	298	43%

Custom Benchmark Tables

This table contains the comparisons of Montgomery County's results to those from communities with similar median household income, have a population of over 500,000, or are located in Maryland or Virginia. The first column shows Montgomery County's rating compared to the benchmark: results are noted as "higher" or "lower" if the average rating given by Montgomery County residents is at least 10 points above or below the benchmark, and "similar" if it is within 10 points. The second column shows Montgomery County's "percent positive", which is the combination of the most positive response options (e.g., excellent/good). The third column shows Montgomery County's ranking in comparison to other communities where a similar question was asked, and the fourth column shows the number of communities that asked that question. The fifth column shows the percentile for Montgomery County's result (the percent of communities that had a lower rating).

			% positive	Rank	Number of communities	Percentile	
Quality of Life	Please rate each of the following aspects of quality of life in Montgomery County.	Montgomery County as a place to live	Similar	84%	107	150	26%
		The overall quality of life in Montgomery County	Similar	74%	117	160	24%
	Please indicate how likely or unlikely you are to do each of the following.	Recommend living in Montgomery County to someone who asks	Similar	84%	99	135	27%
Remain in Montgomery County for the next five years		Similar	84%	80	135	41%	
Please rate each of the following in the Montgomery County community.	Overall image or reputation of Montgomery County	Similar	76%	91	153	38%	
Governance	Please indicate whether or not you have done each of the following in the last 12 months.	Contacted Montgomery County (in-person, phone, email, or web) for help or information	Similar	47%	60	141	58%
		Contacted Montgomery County elected officials (in-person, phone, email, or web) to express your opinion	Similar	18%	45	130	66%
		Attended a local public meeting in person (of local elected officials like City Council or County Commissioners, advisory boards, town halls, HOA, neighborhood watch, etc.)	Similar	21%	62	130	53%
		Watched or virtually attended (online or on television) a local public meeting	Similar	24%	46	127	64%
	Please rate the quality of each of the following services in Montgomery County.	Public information services	Similar	73%	56	135	59%
		Overall customer service by Montgomery County employees (police, receptionists, planners, etc.)	Similar	75%	116	153	22%
	Please rate the following categories of Montgomery County government performance.	The value of services for the taxes paid to Montgomery County	Similar	46%	102	154	32%
		The overall direction that Montgomery County is taking	Similar	55%	96	142	32%
		The job County government does at welcoming resident involvement	Similar	52%	90	140	35%
		Overall confidence in Montgomery County government	Similar	56%	75	132	43%
	Generally acting in the best interest of the community	Similar	57%	79	135	42%	

Governance	Please rate the following categories of Montgomery County government performance.	Being honest	Similar	52%	88	131	33%	
		Being open and transparent to the public	Similar	51%	80	119	33%	
		Informing residents about issues facing the community	Similar	49%	76	119	36%	
		Treating all residents fairly	Similar	60%	87	133	35%	
		Treating residents with respect	Similar	69%	73	118	38%	
	Overall, how would you rate the quality of the services provided by each of the following?	Montgomery County	Similar	72%	93	154	37%	
		The Federal Government	Similar	51%	6	127	96%	
	Economy	Please rate each of the following aspects of quality of life in Montgomery County.	Montgomery County as a place to work	Similar	77%	55	151	62%
			Montgomery County as a place to visit	Similar	65%	70	135	47%
		Please rate each of the following characteristics as they relate to Montgomery County as a whole.	Overall economic health of Montgomery County	Similar	69%	91	136	33%
Please rate each of the following in the Montgomery County community.		Overall quality of business and service establishments in Montgomery County	Similar	77%	54	136	60%	
		Variety of business and service establishments in Montgomery County	Higher	79%	17	119	86%	
		Vibrancy of downtown/commercial area	Similar	70%	45	126	65%	
		Employment opportunities	Similar	59%	39	140	72%	
		Shopping opportunities	Higher	74%	21	138	85%	
Please rate the quality of each of the following services in Montgomery County.		Cost of living in Montgomery County	Lower	16%	112	131	14%	
		Economic development	Similar	57%	72	134	46%	
	Please rate how important, if at all, you think it is for the Montgomery County community to focus on each of the followin..	Overall economic health of Montgomery County	Similar	89%	51	126	60%	
What impact, if any, do you think the economy will have on your family income in the next 6 months? Do you think the impact will be:		Similar	26%	39	128	70%		
Mobility	Please rate each of the following characteristics as they relate to Montgomery County as a whole.	Overall quality of the transportation system (auto, bicycle, foot, bus) in Montgomery County	Similar	65%	34	125	73%	

Mobility

<p>Please also rate each of the following in the Montgomery County community.</p>	Traffic flow on major streets	Similar	38%	96	142	30%	
	Ease of public parking	Similar	47%	92	129	28%	
	Ease of travel by car in Montgomery County	Similar	62%	100	141	29%	
	Ease of travel by public transportation in Montgomery County	Higher	53%	11	129	92%	
	Ease of travel by bicycle in Montgomery County	Similar	44%	98	141	29%	
	Ease of walking in Montgomery County	Similar	52%	108	143	23%	
<p>Please indicate whether or not you have done each of the following in the last 12 months.</p>	Used bus, rail, subway, or other public transportation instead of driving	Much higher	66%	7	124	95%	
	Carpooled with other adults or children instead of driving alone	Similar	45%	65	127	49%	
	Walked or biked instead of driving	Similar	63%	59	127	54%	
<p>Please rate the quality of each of the following services in Montgomery County.</p>	Traffic enforcement	Similar	53%	113	145	20%	
	Traffic signal timing	Similar	51%	83	129	36%	
	Street repair	Similar	47%	87	148	41%	
	Street cleaning	Similar	65%	94	138	31%	
	Street lighting	Similar	63%	84	144	40%	
	Snow removal	Similar	71%	66	120	43%	
	Sidewalk maintenance	Similar	61%	75	138	45%	
	Bus or transit services	Higher	66%	19	129	86%	
<p>Please rate how important, if at all, you think it is for the Montgomery County community to focus on each of the followin..</p>	Overall quality of the transportation system (auto, bicycle, foot, bus) in Montgomery County	Similar	82%	18	119	85%	
<p>Community Design</p>	<p>Please rate each of the following aspects of quality of life in Montgomery County.</p>	Your neighborhood as a place to live	Similar	85%	98	142	31%
	<p>Please rate each of the following characteristics as they relate to Montgomery County as a whole.</p>	Overall design or layout of Montgomery County's residential and commercial areas (e.g., homes, buildings, streets, parks, etc.)	Similar	65%	72	131	45%

Community Design

Please also rate each of the following in the Montgomery County community.

Well-planned residential growth	Similar	45%	79	122	35%
Well-planned commercial growth	Similar	47%	59	121	52%
Well-designed neighborhoods	Similar	53%	86	121	28%
Preservation of the historical or cultural character of the community	Similar	61%	70	118	41%
Public places where people want to spend time	Similar	59%	81	129	37%
Variety of housing options	Similar	42%	84	136	38%
Availability of affordable quality housing	Similar	18%	108	145	25%
Overall quality of new development in Montgomery County	Similar	48%	85	134	36%
Overall appearance of Montgomery County	Similar	71%	98	142	29%

Please rate the quality of each of the following services in Montgomery County.

Land use, planning, and zoning	Similar	51%	63	136	54%
Code enforcement (weeds, abandoned buildings, etc.)	Similar	48%	86	144	39%

Please rate how important, if at all, you think it is for the Montgomery County community to focus on each of the followin..

Overall design or layout of Montgomery County's residential and commercial areas (e.g., homes, buildings, streets, parks, etc.)	Similar	74%	102	125	18%
---	---------	-----	-----	-----	-----

Utilities

Please rate each of the following characteristics as they relate to Montgomery County as a whole.

Overall quality of the utility infrastructure in Montgomery County (water, sewer, storm water, electric/gas, broadband)	Similar	74%	48	119	60%
---	---------	-----	----	-----	-----

Please rate the quality of each of the following services in Montgomery County.

Affordable high-speed internet access	Similar	62%	50	119	58%
Garbage collection	Similar	80%	83	138	39%
Drinking water	Similar	76%	66	135	51%
Sewer services	Similar	84%	68	130	48%
Storm water management (storm drainage, dams, levees, etc.)	Similar	80%	55	143	61%
Power (electric and/or gas) utility	Similar	77%	61	116	48%
Utility billing	Similar	61%	94	125	25%

Utilities	Please rate how important, if at all, you think it is for the Montgomery County community to focus on each of the followin..	Overall quality of the utility infrastructure in Montgomery County (water, sewer, storm water, electric/gas, broadband)	Similar	87%	88	119	26%
Safety	Please rate each of the following characteristics as they relate to Montgomery County as a whole.	Overall feeling of safety in Montgomery County	Lower	68%	121	146	16%
	Please rate how safe or unsafe you feel:	In your neighborhood during the day	Similar	90%	114	139	18%
		In Montgomery County's downtown/commercial area during the day	Similar	82%	112	136	18%
		From property crime	Similar	70%	96	122	22%
		From violent crime	Lower	73%	106	122	13%
		From fire, flood, or other natural disaster	Similar	87%	48	118	60%
	Please rate the quality of each of the following services in Montgomery County.	Police services	Similar	69%	128	158	16%
		Crime prevention	Lower	58%	116	145	17%
		Animal control	Similar	71%	89	139	34%
		Ambulance or emergency medical services	Similar	87%	95	139	30%
		Fire services	Similar	90%	92	146	35%
		Fire prevention and education	Similar	77%	91	130	30%
		Emergency preparedness (services that prepare the community for natural disasters or other emergency situations)	Similar	66%	84	135	37%
	Please rate how important, if at all, you think it is for the Montgomery County community to focus on each of the followin..	Overall feeling of safety in Montgomery County	Similar	90%	53	125	58%
Natural Environment	Please rate each of the following characteristics as they relate to Montgomery County as a whole.	Overall quality of natural environment in Montgomery County	Similar	80%	78	137	43%
	Please also rate each of the following in the Montgomery County community.	Cleanliness of Montgomery County	Similar	71%	109	138	21%
		Water resources (beaches, lakes, ponds, riverways, etc.)	Similar	59%	59	115	49%
		Air quality	Similar	73%	103	134	23%
	Please rate the quality of each of the following services in Montgomery County	Preservation of natural areas (open space, farmlands, and greenbelts)	Similar	71%	45	127	65%

Natural Environment	Please rate the quality of each of the following services in Montgomery County.	Quality of Montgomery County open space	Similar	73%	39	127	70%
		Recycling	Similar	75%	60	139	57%
		Yard waste pick-up	Similar	78%	59	124	53%
	Please rate how important, if at all, you think it is for the Montgomery County community to focus on each of the followin..	Overall quality of natural environment in Montgomery County	Similar	81%	79	125	37%
Parks and Recreation	Please rate each of the following characteristics as they relate to Montgomery County as a whole.	Overall quality of parks and recreation opportunities	Similar	82%	69	121	43%
		Please also rate each of the following in the Montgomery County community.	Availability of paths and walking trails	Similar	75%	75	140
		Fitness opportunities (including exercise classes and paths or trails, etc.)	Similar	74%	74	131	43%
		Recreational opportunities	Similar	75%	64	138	54%
	Please rate the quality of each of the following services in Montgomery County.	Montgomery County parks	Similar	82%	78	146	47%
		Recreation programs or classes	Similar	75%	64	140	54%
		Recreation centers or facilities	Similar	77%	55	134	59%
Please rate how important, if at all, you think it is for the Montgomery County community to focus on each of the followin..	Overall quality of parks and recreation opportunities	Similar	73%	104	119	13%	
Health and Wellness	Please rate each of the following characteristics as they relate to Montgomery County as a whole.	Overall health and wellness opportunities in Montgomery County	Similar	77%	67	133	50%
		Please also rate each of the following in the Montgomery County community.	Availability of affordable quality food	Similar	54%	75	128
		Availability of affordable quality health care	Similar	57%	81	134	40%
		Availability of preventive health services	Similar	62%	68	127	47%
		Availability of affordable quality mental health care	Similar	47%	61	127	52%
	Please rate the quality of each of the following services in Montgomery County.	Health services	Similar	70%	65	127	49%
	Please rate how important, if at all, you think it is for the Montgomery County community to focus on each of the followin..	Overall health and wellness opportunities in Montgomery County	Similar	73%	53	125	58%
		Please rate your overall health.	Similar	70%	91	127	29%

Education, Arts, and Culture	Please rate each of the following characteristics as they relate to Montgomery County as a whole.	Overall opportunities for education, culture, and the arts	Similar	77%	38	134	72%
	Please also rate each of the following in the Montgomery County community.	Opportunities to attend cultural/arts/music activities	Similar	71%	33	139	76%
		Community support for the arts	Similar	70%	35	118	71%
		Availability of affordable quality childcare/preschool	Similar	39%	94	132	29%
		K-12 education	Similar	68%	97	139	30%
		Adult educational opportunities	Similar	65%	43	130	67%
		Opportunities to attend special events and festivals	Similar	68%	76	131	42%
		Please rate the quality of each of the following services in Montgomery County.	Public library services	Similar	88%	70	139
	Please rate how important, if at all, you think it is for the Montgomery County community to focus on each of the followin..	Overall opportunities for education, culture, and the arts	Similar	70%	66	126	48%
	Inclusivity and Engagement	Please rate each of the following aspects of quality of life in Montgomery County.	Montgomery County as a place to raise children	Similar	78%	112	155
Montgomery County as a place to retire			Much lower	37%	142	152	4%
Sense of community			Similar	58%	107	146	25%
Please rate each of the following characteristics as they relate to Montgomery County as a whole.		Residents' connection and engagement with their community	Similar	56%	73	119	39%
Please rate the job you feel the Montgomery County community does at each of the following.		Making all residents feel welcome	Similar	73%	58	120	52%
		Attracting people from diverse backgrounds	Higher	83%	7	119	94%
		Valuing/respecting residents from diverse backgrounds	Similar	81%	9	120	93%
		Taking care of vulnerable residents (elderly, disabled, homeless, etc.)	Similar	57%	75	118	37%
		Please also rate each of the following in the Montgomery County community.	Sense of civic/community pride	Similar	58%	92	118
		Neighborliness of residents in Montgomery County	Similar	56%	108	129	17%
	Opportunities to participate in social events and activities	Similar	58%	91	132	31%	

Inclusivity and Engagement

Please also rate each of the following in the Montgomery County community.

Opportunities to volunteer	Similar	70%	67	131	49%
Opportunities to participate in community matters	Similar	63%	71	132	46%
Openness and acceptance of the community toward people of diverse backgrounds	Similar	75%	18	142	87%

Please indicate whether or not you have done each of the following in the last 12 months.

Volunteered your time to some group/activity in Montgomery County	Similar	36%	31	131	77%
Campaigned or advocated for a local issue, cause, or candidate	Similar	16%	66	127	48%

Please rate how important, if at all, you think it is for the Montgomery County community to focus on each of the followin..

Residents' connection and engagement with their community	Similar	64%	91	126	28%
---	---------	-----	----	-----	-----

Demographic

Please indicate whether or not you have done each of the following in the last 12 months.

























Voted in your most recent local election	Lower	65%	108	118	9%
--	-------	-----	-----	-----	----

In general, how many times do you:




























Access the internet from your home using a computer, laptop, or tablet computer	Similar	97%	50	116	57%
Access the internet from your cell phone	Similar	96%	51	118	57%
Visit social media sites such as Facebook, Twitter, Nextdoor, etc.	Similar	73%	108	117	8%
Use or check email	Similar	96%	97	118	18%
Share your opinions online	Similar	26%	61	118	49%
Shop online	Similar	56%	88	118	26%

Complete Set of Frequencies




























This chart contains a complete set of responses to each question on the survey, including responses such as “don’t know” or “no opinion”. In some tables, the percentages may not sum to 100%; this is either because the question permitted the respondent to “choose all that apply”, or for a question that asked the respondent to select one answer, it is due to the customary practice of rounding values to the nearest whole number.




























Please rate each of the following aspects of quality of life in Montgomery County.	Montgomery County as a place to live	Excellent		38% N=291
		Good		46% N=346
		Fair		13% N=99
		Poor		3% N=22
		Don't know		0% N=
Your neighborhood as a place to live		Excellent		40% N=300
		Good		45% N=341
		Fair		14% N=104
		Poor		2% N=11
Montgomery County as a place to raise children		Excellent		29% N=218
		Good		36% N=271
		Fair		15% N=110
		Poor		4% N=28
		Don't know		17% N=129
Montgomery County as a place to work		Excellent		25% N=185
		Good		39% N=289
		Fair		16% N=118
		Poor		4% N=29
		Don't know		17% N=128
Montgomery County as a place to visit		Excellent		22% N=162
		Good		40% N=297
		Fair		26% N=191
		Poor		7% N=55
		Don't know		6% N=43




























Please rate each of the following aspects of quality of life in Montgomery County.




























Montgomery County as a place to retire	Excellent		10% N=77
	Good		19% N=146
	Fair		25% N=191
	Poor		25% N=187
	Don't know		21% N=156
The overall quality of life	Excellent		28% N=212
	Good		46% N=346
	Fair		24% N=178
	Poor		2% N=18
	Don't know		0% N=1
Sense of community	Excellent		17% N=128
	Good		38% N=284
	Fair		30% N=222
	Poor		10% N=75
	Don't know		5% N=40
Overall economic health	Excellent		15% N=113
	Good		48% N=364
	Fair		23% N=173
	Poor		6% N=45
	Don't know		8% N=63
Overall quality of the transportation system	Excellent		19% N=146
	Good		43% N=324
	Fair		24% N=181
	Poor		10% N=76
	Don't know		4% N=27
Overall design or layout of residential and commercial areas	Excellent		17% N=126
	Good		48% N=359

Please rate each of the following characteristics as they relate to Montgomery County as a whole.




























Overall design or layout of residential and commercial areas	Fair		26% N=195
	Poor		9% N=66
	Don't know		1% N=10
Overall quality of the utility infrastructure	Excellent		23% N=172
	Good		50% N=375
	Fair		21% N=161
	Poor		4% N=27
	Don't know		3% N=21
Overall feeling of safety	Excellent		20% N=153
	Good		47% N=355
	Fair		22% N=166
	Poor		10% N=72
	Don't know		0% N=2
Overall quality of natural environment	Excellent		29% N=221
	Good		50% N=377
	Fair		17% N=127
	Poor		3% N=24
	Don't know		0% N=4
Overall quality of parks and recreation opportunities	Excellent		36% N=272
	Good		44% N=334
	Fair		15% N=112
	Poor		2% N=16
	Don't know		3% N=21
Overall health and wellness opportunities	Excellent		27% N=200
	Good		45% N=338
	Fair		19% N=140
	Poor		3% N=22

Please rate each of the following characteristics as they relate to Montgomery County as a whole.	Overall health and wellness opportunities	Don't know		7% N=51	
	Overall opportunities for education, culture, and the arts	Excellent		30% N=231	
		Good		44% N=330	
		Fair		18% N=133	
		Poor		4% N=33	
		Don't know		4% N=29	
	Residents' connection and engagement with their community	Excellent		13% N=95	
		Good		38% N=286	
		Fair		32% N=238	
		Poor		9% N=65	
		Don't know		9% N=70	
	Please indicate how likely or unlikely you are to do each of the following.	Recommend living in Montgomery County to someone who asks	Very likely		45% N=343
			Somewhat likely		37% N=282
			Somewhat unlikely		8% N=58
			Very unlikely		8% N=63
Don't know				1% N=9	
Remain in Montgomery County for the next five years		Very likely		52% N=391	
		Somewhat likely		30% N=229	
		Somewhat unlikely		8% N=62	
		Very unlikely		7% N=51	
		Don't know		3% N=21	
Please rate how safe or unsafe you feel:	In your neighborhood during the day	Very safe		67% N=509	
		Somewhat safe		23% N=174	
		Neither safe nor unsafe		5% N=37	
		Somewhat unsafe		4% N=28	
		Very unsafe		1% N=10	
	In Montgomery County's downtown/commercial area	Very safe		39% N=297	

Please rate how safe or unsafe you feel:	In Montgomery County's downtown/commercial area during the day	Somewhat safe		41% N=308
		Neither safe nor unsafe		10% N=75
		Somewhat unsafe		6% N=48
		Very unsafe		1% N=7
		Don't know		3% N=20
From property crime		Very safe		24% N=181
		Somewhat safe		44% N=333
		Neither safe nor unsafe		13% N=97
		Somewhat unsafe		12% N=90
		Very unsafe		5% N=36
		Don't know		3% N=21
From violent crime		Very safe		32% N=242
		Somewhat safe		40% N=301
		Neither safe nor unsafe		12% N=88
		Somewhat unsafe		11% N=85
		Very unsafe		3% N=26
		Don't know		2% N=16
From fire, flood, or other natural disaster		Very safe		45% N=342
		Somewhat safe		38% N=290
		Neither safe nor unsafe		10% N=79
		Somewhat unsafe		1% N=10
		Very unsafe		1% N=4
		Don't know		4% N=32
Please rate the job you feel the Montgomery County community does at each of the following.	Making all residents feel welcome	Excellent		26% N=197
		Good		40% N=305
		Fair		19% N=147
		Poor		5% N=38




























Please rate the job you feel the Montgomery County community does at each of the following.	Making all residents feel welcome	Don't know		9% N=70
	Attracting people from diverse backgrounds	Excellent		42% N=314
		Good		35% N=269
		Fair		13% N=95
		Poor		3% N=24
		Don't know		7% N=55
		Valuing/respecting residents from diverse backgrounds	Excellent	
	Good			39% N=295
	Fair			14% N=103
	Poor			4% N=34
	Don't know			8% N=61
	Taking care of vulnerable residents	Excellent		15% N=115
		Good		30% N=223
		Fair		20% N=153
		Poor		14% N=106
Don't know			21% N=158	
Please rate each of the following in the Montgomery County community.	Overall quality of business and service establishments	Excellent		26% N=193
		Good		50% N=377
		Fair		18% N=134
		Poor		4% N=31
		Don't know		3% N=20
	Variety of business and service establishments	Excellent		30% N=223
		Good		48% N=358
		Fair		16% N=118
		Poor		5% N=39
		Don't know		2% N=15
Vibrancy of downtown/commercial area	Excellent		19% N=142	

Please rate each of the following in the Montgomery County community.




























Vibrancy of downtown/commercial area	Good		47% N=356
	Fair		21% N=160
	Poor		8% N=57
	Don't know		5% N=42
Employment opportunities	Excellent		14% N=109
	Good		32% N=242
	Fair		23% N=172
	Poor		9% N=69
	Don't know		22% N=165
Shopping opportunities	Excellent		28% N=211
	Good		46% N=344
	Fair		20% N=150
	Poor		5% N=41
	Don't know		1% N=6
Cost of living	Excellent		2% N=18
	Good		14% N=103
	Fair		41% N=309
	Poor		42% N=318
	Don't know		0% N=3
Overall image or reputation	Excellent		26% N=198
	Good		47% N=360
	Fair		19% N=141
	Poor		5% N=37
	Don't know		3% N=23
Traffic flow on major streets	Excellent		5% N=37
	Good		33% N=245
	Fair		39% N=291

Please also rate each of the following in the Montgomery County community.

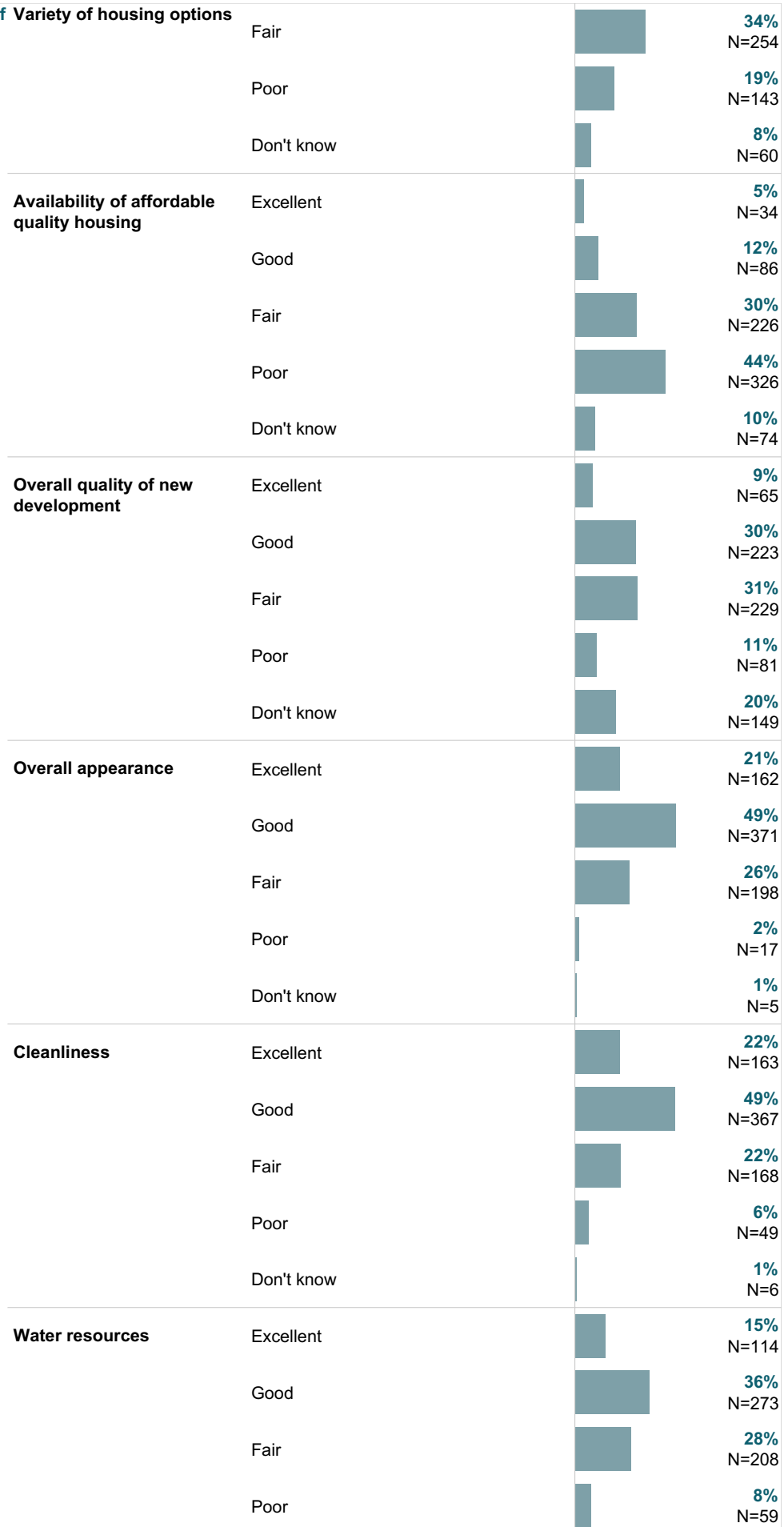
Please also rate each of the following in the Montgomery County community.

Traffic flow on major streets	Poor		23% N=175
	Don't know		0% N=1
Ease of public parking	Excellent		12% N=88
	Good		34% N=252
	Fair		38% N=288
	Poor		13% N=96
	Don't know		4% N=27
Ease of travel by car	Excellent		18% N=138
	Good		43% N=320
	Fair		29% N=219
	Poor		9% N=66
	Don't know		1% N=6
Ease of travel by public transportation	Excellent		14% N=103
	Good		30% N=224
	Fair		29% N=214
	Poor		10% N=74
	Don't know		17% N=127
Ease of travel by bicycle	Excellent		7% N=51
	Good		22% N=167
	Fair		21% N=156
	Poor		16% N=122
	Don't know		34% N=253
Ease of walking	Excellent		13% N=97
	Good		37% N=274
	Fair		30% N=221
	Poor		15% N=113
	Don't know		5% N=39




























Please also rate each of the following in the Montgomery County community.

Well-planned residential growth	Excellent		9% N=69
	Good		30% N=224
	Fair		28% N=207
	Poor		19% N=145
	Don't know		14% N=106
Well-planned commercial growth	Excellent		9% N=66
	Good		29% N=218
	Fair		28% N=207
	Poor		16% N=116
	Don't know		18% N=136
Well-designed neighborhoods	Excellent		11% N=86
	Good		37% N=272
	Fair		29% N=217
	Poor		13% N=100
	Don't know		9% N=70
Preservation of the historical or cultural character of the community	Excellent		13% N=94
	Good		35% N=264
	Fair		22% N=166
	Poor		8% N=59
	Don't know		22% N=161
Public places where people want to spend time	Excellent		19% N=141
	Good		37% N=281
	Fair		29% N=219
	Poor		10% N=75
	Don't know		5% N=36
Variety of housing options	Excellent		10% N=71
	Good		29% N=216




























Please also rate each of the following in the Montgomery County community.



Please also rate each of the following in the Montgomery County community.

Water resources	Don't know		13% N=100
Air quality	Excellent		19% N=143
	Good		51% N=378
	Fair		22% N=166
	Poor		4% N=26
	Don't know		5% N=34
Availability of paths and walking trails	Excellent		28% N=206
	Good		44% N=330
	Fair		19% N=143
	Poor		5% N=38
	Don't know		4% N=28
Fitness opportunities	Excellent		26% N=197
	Good		43% N=322
	Fair		20% N=150
	Poor		5% N=35
	Don't know		6% N=48
Recreational opportunities	Excellent		22% N=168
	Good		49% N=364
	Fair		20% N=147
	Poor		3% N=25
	Don't know		6% N=46
Availability of affordable quality food	Excellent		17% N=131
	Good		36% N=267
	Fair		34% N=253
	Poor		12% N=87
	Don't know		2% N=13
Availability of affordable quality health care	Excellent		16% N=122




























Please also rate each of the following in the Montgomery County community.

Availability of affordable quality health care	Good		36% N=267
	Fair		26% N=196
	Poor		12% N=93
	Don't know		9% N=66
Availability of preventive health services	Excellent		17% N=126
	Good		36% N=271
	Fair		24% N=183
	Poor		8% N=58
	Don't know		15% N=109
Availability of affordable quality mental health care	Excellent		7% N=53
	Good		23% N=169
	Fair		19% N=143
	Poor		14% N=104
	Don't know		37% N=279
Opportunities to attend cultural/arts/music activities	Excellent		24% N=176
	Good		40% N=294
	Fair		22% N=165
	Poor		4% N=31
	Don't know		10% N=78
Community support for the arts	Excellent		20% N=147
	Good		36% N=264
	Fair		20% N=146
	Poor		4% N=29
	Don't know		21% N=152
Availability of affordable quality childcare/preschool	Excellent		6% N=47
	Good		15% N=115
	Fair		19% N=142




























Please also rate each of the following in the Montgomery County community.

Availability of affordable quality childcare/preschool	Poor		16% N=119
	Don't know		43% N=324
K-12 education	Excellent		18% N=134
	Good		30% N=221
	Fair		14% N=104
	Poor		8% N=61
	Don't know		30% N=219
Adult educational opportunities	Excellent		12% N=90
	Good		33% N=247
	Fair		20% N=146
	Poor		5% N=37
	Don't know		30% N=225
Sense of civic/community pride	Excellent		11% N=84
	Good		38% N=283
	Fair		25% N=183
	Poor		11% N=82
	Don't know		14% N=107
Neighborliness of residents	Excellent		14% N=103
	Good		40% N=297
	Fair		30% N=225
	Poor		12% N=86
	Don't know		4% N=31
Opportunities to participate in social events and activities	Excellent		15% N=114
	Good		37% N=277
	Fair		30% N=225
	Poor		7% N=54
	Don't know		10% N=76



























Please also rate each of the following in the Montgomery County community.

Opportunities to attend special events and festivals	Excellent	 24% N=176
	Good	 38% N=282
	Fair	 22% N=161
	Poor	 7% N=55
	Don't know	 10% N=72
Opportunities to volunteer	Excellent	 17% N=130
	Good	 35% N=259
	Fair	 18% N=135
	Poor	 5% N=36
	Don't know	 25% N=187
Opportunities to participate in community matters	Excellent	 15% N=110
	Good	 35% N=263
	Fair	 24% N=179
	Poor	 6% N=44
	Don't know	 20% N=146
Openness and acceptance of the community toward people of diverse backgrounds	Excellent	 24% N=180
	Good	 44% N=326
	Fair	 17% N=123
	Poor	 6% N=42
	Don't know	 9% N=67
Contacted Montgomery County for help or information	No	 53% N=393
	Yes	 47% N=351
Contacted Montgomery County elected officials to express your opinion	No	 82% N=608
	Yes	 18% N=132
Attended a local public meeting in person	No	 80% N=591
	Yes	 20% N=152
Watched or virtually attended a local public	No	 76% N=560




























Please indicate whether or not you have done each of the following in the last 12 months.

Please indicate whether or not you have done each of the following in the last 12 months.	Watched or virtually attended a local public meeting	Yes		24% N=182
	Volunteered your time to some group/activity	No		64% N=473
		Yes		36% N=269
	Campaigned or advocated for a local issue, cause, or candidate	No		84% N=622
		Yes		16% N=117
	Voted in your most recent local election	No		35% N=259
		Yes		65% N=483
	Used public transportation instead of driving	No		34% N=252
		Yes		66% N=489
	Carpooled with other adults or children instead of driving alone	No		55% N=406
		Yes		45% N=335
	Walked or biked instead of driving	No		37% N=277
		Yes		63% N=465
	Please rate the quality of each of the following services in Montgomery County.	Public information services	Excellent	
Good				44% N=323
Fair				18% N=131
Poor				5% N=34
Don't know				16% N=119
Economic development		Excellent		12% N=92
		Good		32% N=237
		Fair		25% N=185
		Poor		8% N=62
		Don't know		22% N=162
Traffic enforcement		Excellent		12% N=86
		Good		37% N=274
		Fair		26% N=191
		Poor		18% N=130




























Please rate the quality of each of the following services in Montgomery County.

Traffic enforcement	Don't know		7% N=55
	Traffic signal timing	Excellent	12% N=91
	Good		37% N=270
	Fair		34% N=251
	Poor		14% N=99
	Don't know		3% N=22
Street repair	Excellent		11% N=81
	Good		35% N=255
	Fair		35% N=255
	Poor		18% N=130
	Don't know		2% N=16
Street cleaning	Excellent		15% N=114
	Good		47% N=347
	Fair		24% N=180
	Poor		8% N=63
	Don't know		5% N=35
Street lighting	Excellent		17% N=123
	Good		46% N=340
	Fair		26% N=191
	Poor		10% N=76
	Don't know		1% N=8
Snow removal	Excellent		19% N=144
	Good		45% N=337
	Fair		20% N=148
	Poor		6% N=44
	Don't know		9% N=70
Sidewalk maintenance	Excellent		14% N=100




























Please rate the quality of each of the following services in Montgomery County.

Sidewalk maintenance	Good		44% N=325
	Fair		26% N=189
	Poor		10% N=77
	Don't know		6% N=45
Bus or transit services	Excellent		14% N=105
	Good		40% N=294
	Fair		20% N=146
	Poor		8% N=59
	Don't know		18% N=131
Land use, planning and zoning	Excellent		8% N=60
	Good		29% N=214
	Fair		22% N=160
	Poor		14% N=102
	Don't know		27% N=201
Code enforcement	Excellent		6% N=47
	Good		25% N=180
	Fair		24% N=174
	Poor		11% N=78
	Don't know		34% N=248
Affordable high-speed internet access	Excellent		16% N=121
	Good		39% N=288
	Fair		23% N=168
	Poor		11% N=80
	Don't know		11% N=78
Garbage collection	Excellent		31% N=229
	Good		43% N=318
	Fair		14% N=105




























Please rate the quality of each of the following services in Montgomery County.




























Garbage collection	Poor		4% N=32
	Don't know		7% N=52
Drinking water	Excellent		28% N=211
	Good		44% N=328
	Fair		17% N=127
	Poor		7% N=49
	Don't know		4% N=28
Sewer services	Excellent		28% N=203
	Good		46% N=342
	Fair		12% N=89
	Poor		2% N=12
	Don't know		12% N=91
Storm water management	Excellent		24% N=180
	Good		45% N=334
	Fair		15% N=107
	Poor		3% N=20
	Don't know		13% N=99
Power (electric and/or gas) utility	Excellent		28% N=209
	Good		47% N=346
	Fair		18% N=136
	Poor		4% N=28
	Don't know		2% N=18
Utility billing	Excellent		17% N=126
	Good		41% N=301
	Fair		26% N=193
	Poor		11% N=84
	Don't know		4% N=32

Please rate the quality of each of the following services in Montgomery County.

Police services	Excellent		21% N=155
	Good		37% N=275
	Fair		20% N=145
	Poor		7% N=53
	Don't know		15% N=108
Crime prevention	Excellent		13% N=99
	Good		34% N=255
	Fair		20% N=149
	Poor		15% N=109
	Don't know		17% N=129
Animal control	Excellent		15% N=109
	Good		31% N=226
	Fair		14% N=101
	Poor		5% N=40
	Don't know		36% N=264
Ambulance or emergency medical services	Excellent		26% N=192
	Good		34% N=251
	Fair		7% N=54
	Poor		1% N=11
	Don't know		31% N=230
Fire services	Excellent		32% N=236
	Good		32% N=234
	Fair		6% N=42
	Poor		1% N=7
	Don't know		29% N=217
Fire prevention and education	Excellent		19% N=143
	Good		30% N=223




























Please rate the quality of each of the following services in Montgomery County.

Fire prevention and education	Fair		10% N=75
	Poor		5% N=37
	Don't know		35% N=257
Emergency preparedness	Excellent		13% N=99
	Good		27% N=199
	Fair		16% N=120
	Poor		5% N=37
	Don't know		38% N=278
Preservation of natural areas	Excellent		19% N=139
	Good		40% N=287
	Fair		17% N=121
	Poor		7% N=49
	Don't know		18% N=129
Quality of Montgomery County open space	Excellent		24% N=172
	Good		40% N=297
	Fair		20% N=148
	Poor		4% N=28
	Don't know		12% N=87
Recycling	Excellent		28% N=204
	Good		42% N=311
	Fair		18% N=133
	Poor		5% N=38
	Don't know		7% N=54
Yard waste pick-up	Excellent		24% N=180
	Good		33% N=240
	Fair		13% N=99
	Poor		3% N=22




























Please rate the quality of each of the following services in Montgomery County.				
Yard waste pick-up	Don't know		27% N=196	
	Montgomery County parks	Excellent		35% N=256
		Good		43% N=313
		Fair		16% N=116
		Poor		2% N=11
		Don't know		5% N=37
Recreation programs or classes	Excellent		21% N=156	
	Good		32% N=238	
	Fair		15% N=112	
	Poor		3% N=23	
	Don't know		28% N=210	
Recreation centers or facilities	Excellent		24% N=172	
	Good		38% N=276	
	Fair		14% N=105	
	Poor		4% N=31	
	Don't know		20% N=146	
Health services	Excellent		16% N=114	
	Good		37% N=268	
	Fair		18% N=134	
	Poor		4% N=30	
	Don't know		25% N=184	
Public library services	Excellent		43% N=317	
	Good		37% N=271	
	Fair		10% N=73	
	Poor		1% N=7	
	Don't know		9% N=65	
Overall customer service by Montgomery County	Excellent		20% N=150	




























Please rate the quality of each of the following services in Montgomery County.

Overall customer service by Montgomery County employees	Good		40% N=295
	Fair		17% N=125
	Poor		4% N=27
	Don't know		19% N=138
MC311 non-emergency services and information line	Excellent		15% N=113
	Good		25% N=181
	Fair		14% N=104
	Poor		3% N=19
	Don't know		43% N=318
Services for seniors	Excellent		9% N=66
	Good		21% N=156
	Fair		11% N=84
	Poor		5% N=35
	Don't know		53% N=391
Services for youth	Excellent		9% N=68
	Good		26% N=192
	Fair		11% N=84
	Poor		4% N=32
	Don't know		49% N=358
Election/voter services	Excellent		29% N=210
	Good		35% N=255
	Fair		12% N=89
	Poor		3% N=19
	Don't know		22% N=159
Permitting services	Excellent		9% N=68
	Good		19% N=139
	Fair		13% N=93




























Please rate the quality of each of the following services in Montgomery County.	Permitting services	Poor		6% N=42	
		Don't know		53% N=387	
	Consumer protection	Excellent		8% N=59	
		Good		20% N=148	
		Fair		13% N=98	
		Poor		5% N=38	
		Don't know		53% N=386	
	Alcohol sales	Excellent		8% N=57	
		Good		29% N=210	
		Fair		19% N=140	
		Poor		12% N=87	
		Don't know		33% N=239	
	Please rate the following categories of Montgomery County government performance.	The value of services for the taxes paid to Montgomery County	Excellent		12% N=86
			Good		31% N=226
			Fair		33% N=241
Poor				17% N=122	
Don't know				9% N=64	
The overall direction that Montgomery County is taking		Excellent		13% N=93	
		Good		35% N=259	
		Fair		26% N=192	
		Poor		14% N=100	
		Don't know		12% N=89	
The job County government does at welcoming resident involvement	Excellent		11% N=84		
	Good		25% N=187		
	Fair		22% N=164		
	Poor		12% N=90		
	Don't know		28% N=209		




























Please rate the following categories of Montgomery County government performance.

Overall confidence in Montgomery County government	Excellent		13% N=95
	Good		39% N=280
	Fair		26% N=185
	Poor		15% N=110
	Don't know		8% N=56
Generally acting in the best interest of the community	Excellent		16% N=115
	Good		35% N=260
	Fair		24% N=179
	Poor		14% N=101
	Don't know		11% N=81
Being honest	Excellent		15% N=108
	Good		27% N=201
	Fair		24% N=179
	Poor		15% N=107
	Don't know		19% N=137
Being open and transparent to the public	Excellent		10% N=77
	Good		30% N=222
	Fair		24% N=178
	Poor		15% N=111
	Don't know		20% N=148
Informing residents about issues facing the community	Excellent		11% N=80
	Good		30% N=218
	Fair		28% N=206
	Poor		15% N=110
	Don't know		16% N=119
Treating all residents fairly	Excellent		13% N=95
	Good		33% N=243

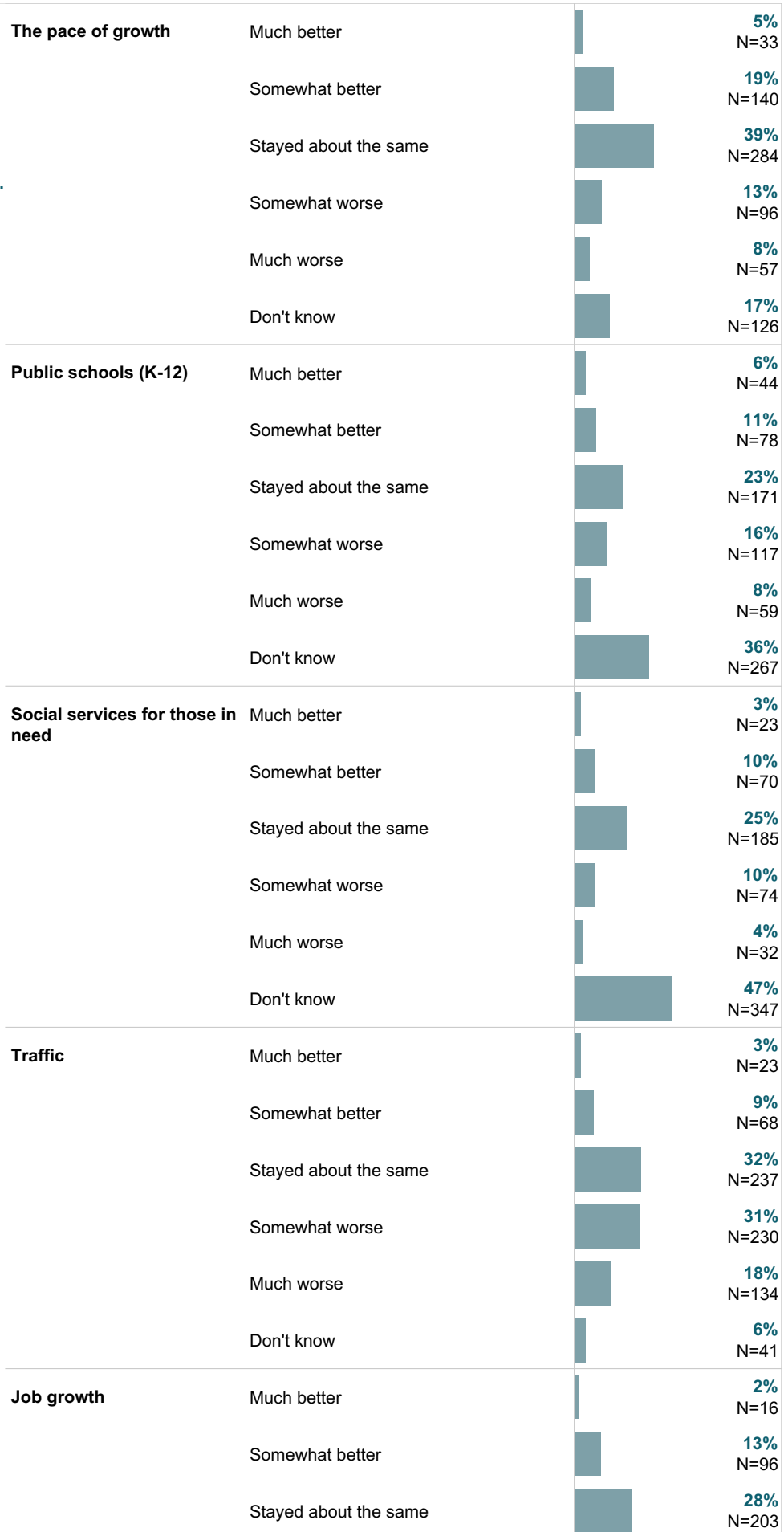
Please rate the following categories of Montgomery County government performance.	Treating all residents fairly	Fair		18% N=132	
		Poor		13% N=97	
		Don't know		23% N=169	
	Treating residents with respect	Excellent		19% N=136	
		Good		38% N=278	
		Fair		16% N=120	
		Poor		9% N=63	
		Don't know		18% N=135	
	Overall, how would you rate the quality of the services provided by each of the following?	The County of Montgomery County	Excellent		21% N=156
			Good		47% N=349
Fair				20% N=150	
Poor				7% N=52	
Don't know				4% N=27	
The Federal Government		Excellent		10% N=74	
		Good		36% N=269	
		Fair		28% N=206	
		Poor		16% N=121	
		Don't know		10% N=71	
The State of Maryland		Excellent		13% N=98	
		Good		47% N=349	
		Fair		23% N=174	
		Poor		8% N=59	
		Don't know		8% N=63	
Please rate how important, if at all, you think it is for the Montgomery County community to focus on each of the following in the coming two years.	Overall economic health	Essential		48% N=343	
		Very important		42% N=301	
		Somewhat important		10% N=73	
		Not at all important		1% N=4	

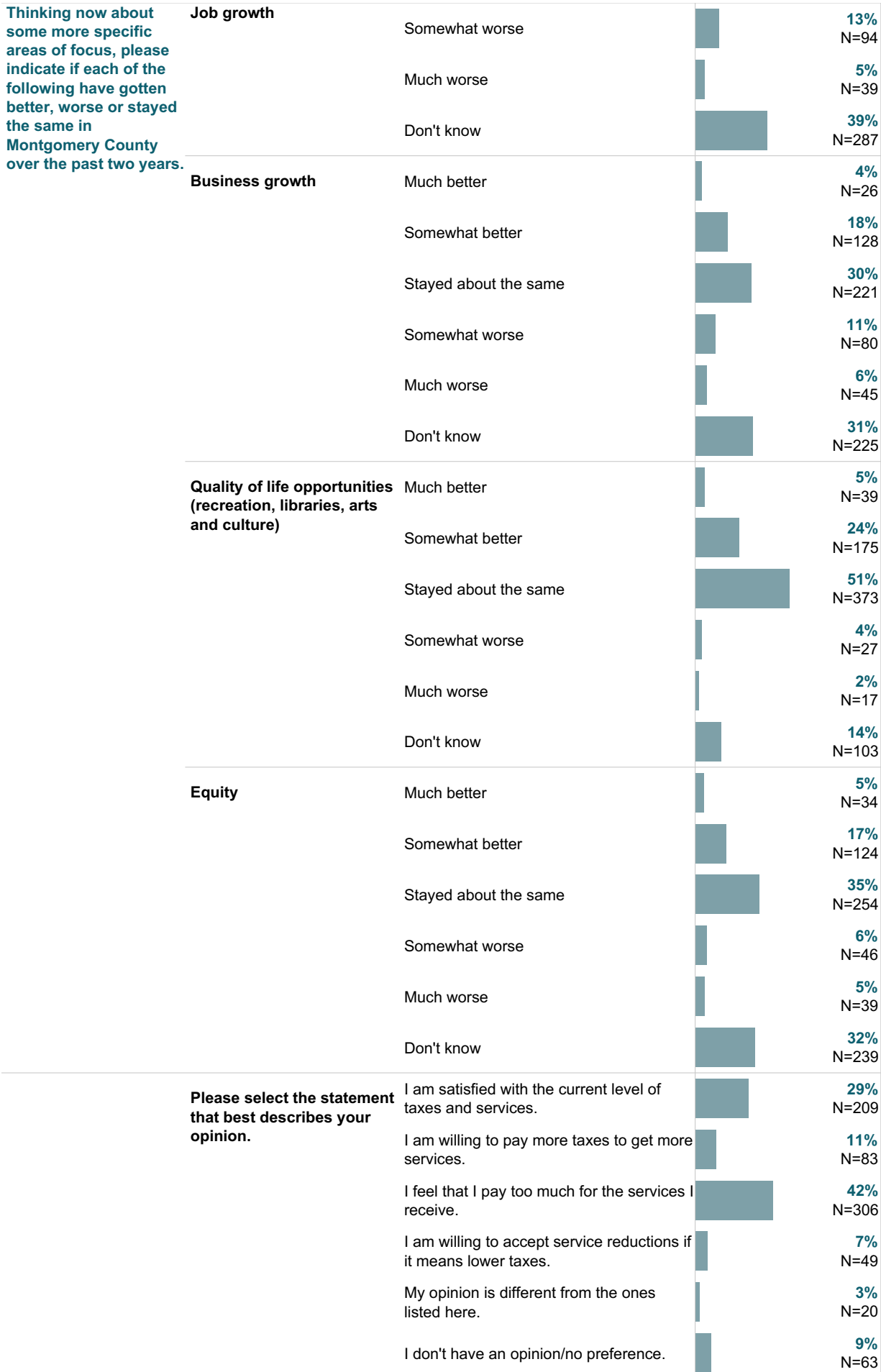
Please rate how important, if at all, you think it is for the Montgomery County community to focus on each of the following in the coming two years.


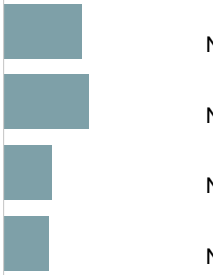
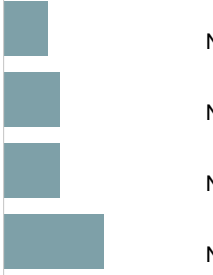

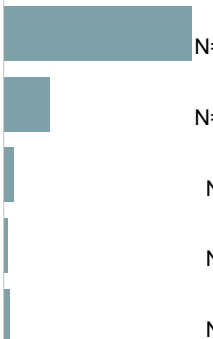

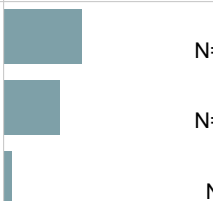
Overall quality of the transportation system	Essential		42% N=310
	Very important		40% N=296
	Somewhat important		15% N=109
	Not at all important		3% N=22
Overall design or layout of residential and commercial areas	Essential		29% N=218
	Very important		44% N=327
	Somewhat important		22% N=163
	Not at all important		4% N=32
Overall quality of the utility infrastructure	Essential		47% N=344
	Very important		40% N=299
	Somewhat important		12% N=91
	Not at all important		1% N=6
Overall feeling of safety	Essential		60% N=442
	Very important		30% N=221
	Somewhat important		9% N=66
	Not at all important		1% N=9
Overall quality of natural environment	Essential		37% N=276
	Very important		43% N=321
	Somewhat important		18% N=131
	Not at all important		2% N=11
Overall quality of parks and recreation opportunities	Essential		30% N=223
	Very important		42% N=313
	Somewhat important		25% N=183
	Not at all important		3% N=19
Overall health and wellness opportunities	Essential		32% N=235
	Very important		42% N=307
	Somewhat important		23% N=169




























Please rate how important, if at all, you think it is for the Montgomery County community to focus on each of the following in the coming two years.	Overall health and wellness opportunities	Not at all important		4% N=28	
		Overall opportunities for education, culture, and the arts	Essential		32% N=237
	Very important			38% N=279	
	Somewhat important			26% N=189	
	Not at all important			4% N=33	
	Residents' connection and engagement with their community	Essential		22% N=160	
		Very important		42% N=308	
		Somewhat important		31% N=225	
		Not at all important		6% N=43	
	Thinking now about some more specific areas of focus, please indicate if each of the following have gotten better, worse or stayed the same in Montgomery County over the past two years.	Affordable housing	Much better		4% N=27
			Somewhat better		7% N=49
			Stayed about the same		18% N=133
			Somewhat worse		30% N=224
Much worse				22% N=163	
Don't know				19% N=143	
Crime			Much better		3% N=21
		Somewhat better		11% N=82	
		Stayed about the same		30% N=226	
		Somewhat worse		27% N=203	
		Much worse		16% N=116	
		Don't know		13% N=93	
The environment		Much better		5% N=36	
		Somewhat better		15% N=106	
		Stayed about the same		59% N=425	
		Somewhat worse		9% N=67	
		Much worse		3% N=23	
		Don't know		9% N=68	

Thinking now about some more specific areas of focus, please indicate if each of the following have gotten better, worse or stayed the same in Montgomery County over the past two years.

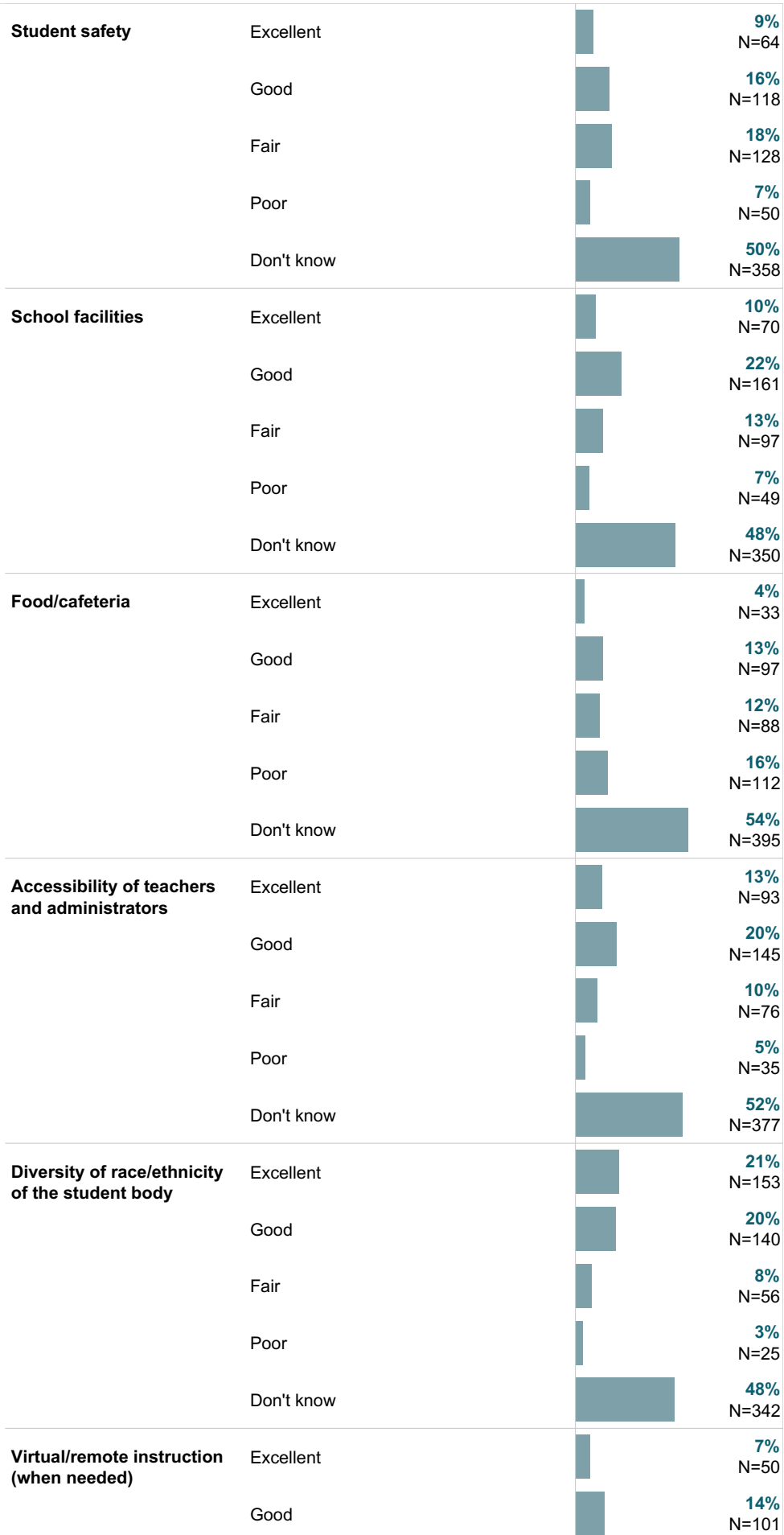


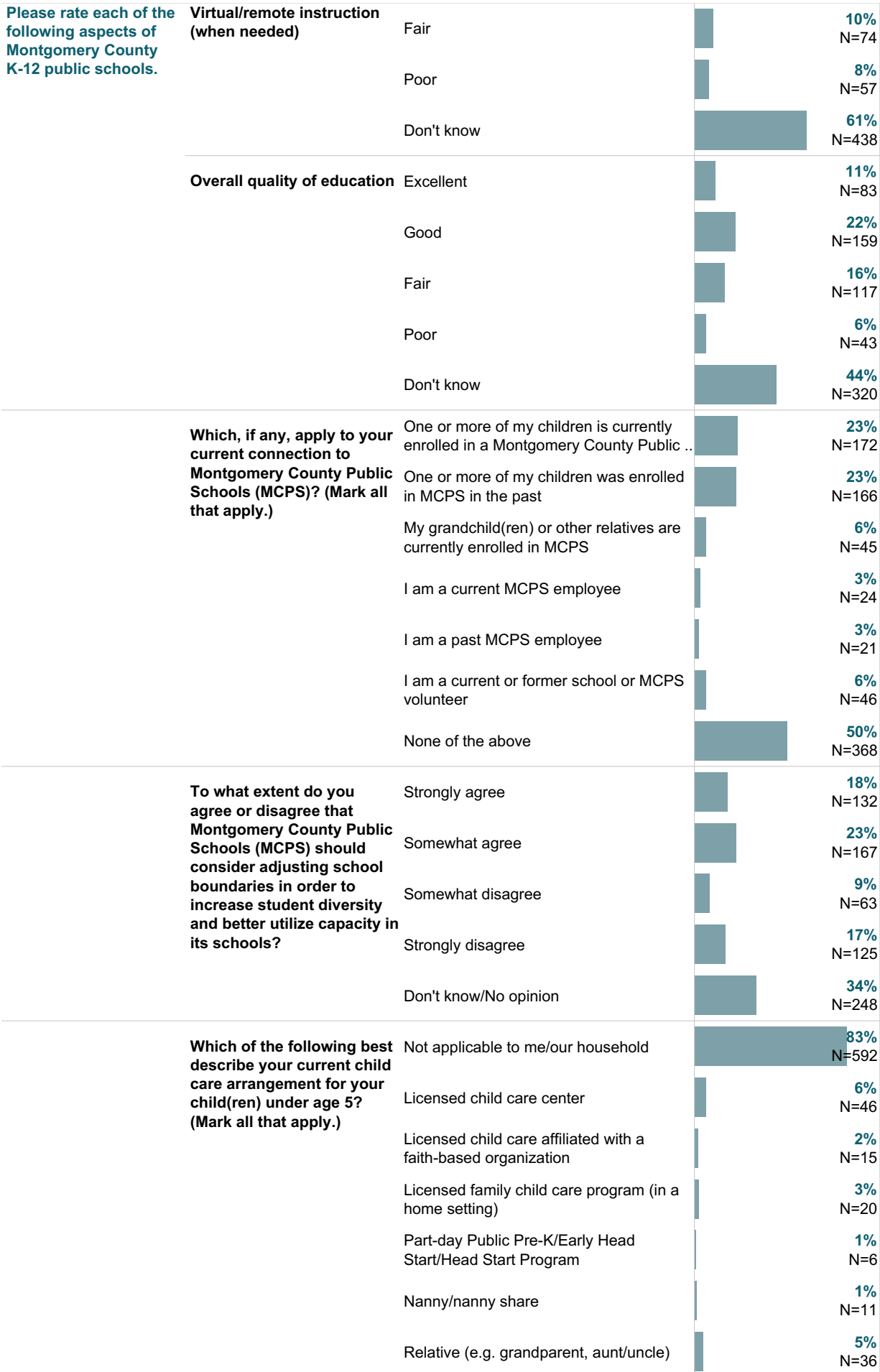


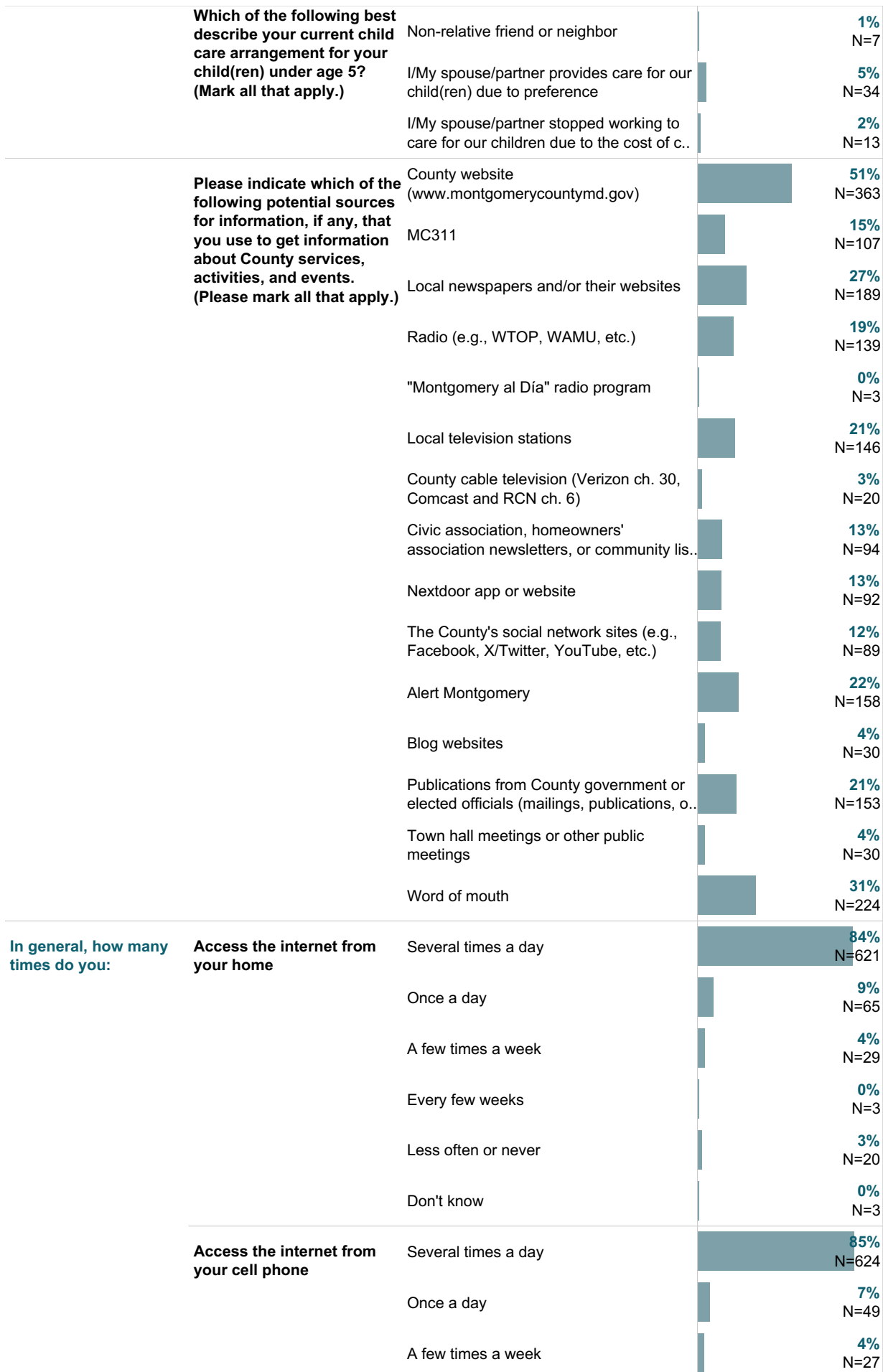
	Have you needed the County government to resolve an issue or problem in the past two years?	Yes		19% N=141
		No		81% N=591
Considering the issue(s) from the previous question, please indicate how easy or hard it was to do each of the following.	Communicate the issue/problem	Very easy		31% N=43
		Somewhat easy		33% N=46
		Somewhat hard		19% N=26
		Very hard		18% N=25
	Resolve the issue/problem	Very easy		17% N=25
		Somewhat easy		22% N=31
		Somewhat hard		22% N=31
		Very hard		39% N=56
How many times, if any, have you interacted with a Montgomery County Police Department (MCPD) employee WITHIN THE LAST TWO YEARS.	In person	0 times		67% N=474
		1-2 times		27% N=193
		3-5 times		3% N=19
		6-8 times		0% N=2
		9 or more times		3% N=21
	On the phone	0 times		73% N=507
		1-2 times		18% N=127
		3-5 times		4% N=28
		6-8 times		2% N=12
		9 or more times		3% N=20
	Online	0 times		91% N=608
		1-2 times		6% N=38
		3-5 times		1% N=10
		9 or more times		2% N=11
	To what extent do you agree or disagree that the MCPD employee(s) you interacted with treated you fairly?	Strongly agree		30% N=204
Somewhat agree			22% N=145	
Somewhat disagree			3% N=22	

	To what extent do you agree or disagree that the MCPD employee(s) you interacted with treated you fairly?	Strongly disagree		3% N=22
		Don't know		41% N=278
Please rate each of the following aspects of the MCPD employee(s) with whom you personally had contact:	Professionalism	Excellent		29% N=189
		Good		24% N=161
		Fair		7% N=49
		Poor		2% N=13
		Don't know		38% N=250
	Approachability	Excellent		25% N=166
		Good		24% N=155
		Fair		10% N=65
		Poor		3% N=23
		Don't know		38% N=248
	Responsiveness	Excellent		25% N=162
		Good		19% N=127
		Fair		12% N=79
		Poor		6% N=38
		Don't know		38% N=250
Please rate each of the following aspects of Montgomery County K-12 public schools.	Class size	Excellent		7% N=49
		Good		18% N=127
		Fair		14% N=105
		Poor		11% N=76
		Don't know		51% N=368
	Teacher/student ratio	Excellent		8% N=57
		Good		15% N=112
		Fair		13% N=97
		Poor		13% N=91
		Don't know		51% N=367

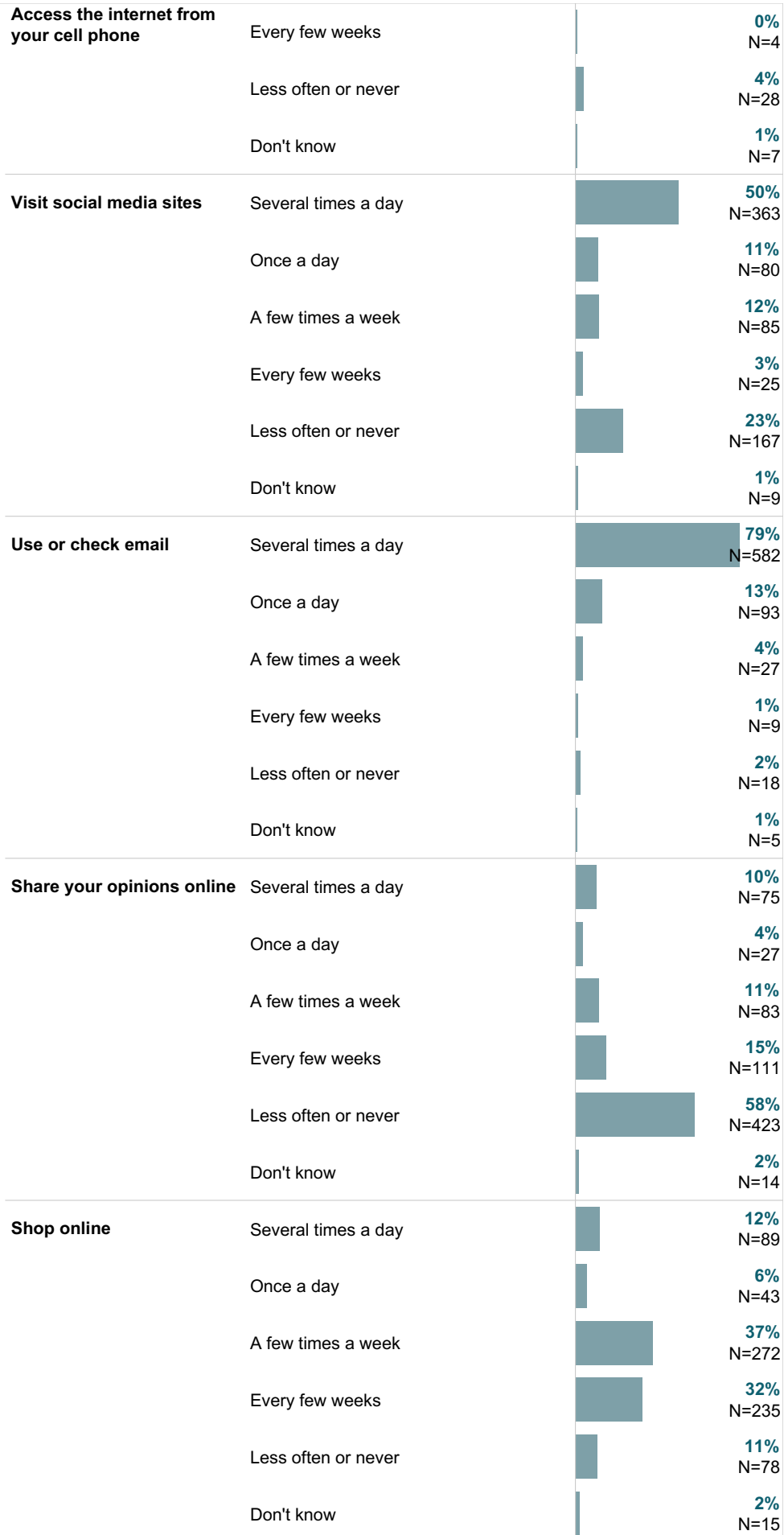
Please rate each of the following aspects of Montgomery County K-12 public schools.





























































In general, how many times do you:



Please rate your overall health.	Excellent		29% N=214
	Very good		42% N=311
	Good		22% N=163
	Fair		7% N=55
	Poor		0% N=3
What impact, if any, do you think the economy will have on your family income in the next 6 months? Do you think the impact will be:	Very positive		7% N=50
	Somewhat positive		20% N=145
	Neutral		43% N=320
	Somewhat negative		24% N=178
	Very negative		6% N=46
How many years have you lived in Montgomery County?	Less than 2 years		10% N=75
	2-5 years		14% N=102
	6-10 years		18% N=134
	11-20 years		19% N=143
	More than 20 years		40% N=297
Which best describes the building you live in?	Single-family detached home		47% N=353
	Townhouse or duplex (may share walls but no units above or below you)		11% N=85
	Condominium or apartment (have units above or below you)		40% N=301
	Other		2% N=12
Do you rent or own your home?	Rent		34% N=257
	Own		66% N=489
About how much is your monthly housing cost for the place you live (including rent, mortgage payment, property tax, property insurance and homeowners' association (HOA) fees)?	Less than \$300		1% N=8
	\$300 to \$599		2% N=16
	\$600 to \$999		6% N=42
	\$1,000 to \$1,499		11% N=77
	\$1,500 to \$2,499		34% N=249
	\$2,500 to \$3,999		29% N=213

About how much is your monthly housing cost for the place you live (including rent, mortgage payment, property tax, property insurance and homeowners' association (HOA) fees)?	\$4,000 to \$6,999		12% N=85
	\$7,000 to \$9,999		3% N=23
	\$10,000 or more		2% N=12
Do any children 17 or under live in your household?	No		67% N=496
	Yes		33% N=245
Are you or any other members of your household aged 65 or older?	No		70% N=525
	Yes		30% N=226
How much do you anticipate your household's total income before taxes will be for the current year? (Please include in your total income money from all sources for all persons living in your household.)	Less than \$25,000		6% N=42
	\$25,000 to \$49,999		8% N=54
	\$50,000 to \$74,999		12% N=87
	\$75,000 to \$99,999		12% N=87
	\$100,000 to \$149,999		19% N=132
	\$150,000 to \$199,999		16% N=116
	\$200,000 to \$299,999		13% N=93
	\$300,000 or more		13% N=93
Are you of Hispanic, Latino/a/x, or Spanish origin?	No, not of Hispanic, Latino/a/x, or Spanish origin		82% N=596
	Yes, I consider myself to be of Hispanic, Latino/a/x, or Spanish origin		18% N=132
What is your race? (Mark one or more races to indicate what race you consider yourself to be.)	American Indian or Alaska Native		3% N=25
	Asian		22% N=162
	Black or African American		14% N=103
	Native Hawaiian or Other Pacific Islander		0% N=2
	White		55% N=399
	A race not listed		12% N=90
In which category is your age?	18-24 years		3% N=19
	25-34 years		24% N=179
	35-44 years		19% N=139
	45-54 years		17% N=130

In which category is your age?	55-64 years		12% N=88
	65-74 years		15% N=110
	75 years or older		11% N=79
What is your gender?	Woman		51% N=382
	Man		47% N=353
	Identify in another way		1% N=10

Full Trends

This table contains the trends over time for the County of Montgomery County. The combined "percent positive" responses for each survey year are presented (e.g., excellent/good or yes). If an item was not included during an administration of the survey, no percentage will be shown in the table. If the difference between the 2021 and 2024 surveys is greater than five percentage points, the change is statistically significant.

It is important to note that in 2020, The NCS survey was updated to include new and refreshed items. Consequently, some of the trends may be impacted due to wording modifications that could have potentially altered the meaning of the item for the respondent.

			2007	2009	2017	2019	2021	2024
Quality of Life	Please rate each of the following aspects of quality of life in Montgomery County.	Montgomery County as a place to live	86%	88%	88%	90%	90%	84%
		The overall quality of life	79%	82%	82%	85%	86%	74%
	Please indicate how likely or unlikely you are to do each of the following.	Recommend living in Montgomery County to someone who asks	89%	87%	88%	89%	84%	
		Remain in Montgomery County for the next five years	85%	83%	84%	86%	84%	
Please rate each of the following in the Montgomery County community.	Overall image or reputation	84%	83%	80%	84%	82%	76%	
Governance	Please indicate whether or not you have done each of the following in the last 12 months.	Contacted Montgomery County for help or information	43%	47%	47%	45%	47%	
		Contacted Montgomery County elected officials to express your opinion	20%	22%	19%	18%		
		Attended a local public meeting in person	27%	25%	24%	15%	21%	
		Watched or virtually attended a local public meeting	26%	25%	28%	24%		
	Please rate the quality of each of the following services in Montgomery County.	Public information services	68%	70%	74%	82%	76%	73%
		Overall customer service by Montgomery County employees	71%	76%	70%	77%	78%	75%
Please rate the following categories of Montgomery County government performance.	The value of services for the taxes paid to Montgomery County	54%	50%	49%	57%	53%	46%	

Governance	Please rate the following categories of Montgomery County government performance.	The overall direction that Montgomery County is taking	52%	53%	58%	57%	57%	55%
		The job County government does at welcoming resident involvement			52%	57%	61%	52%
		Overall confidence in Montgomery County government			57%	62%	63%	56%
		Generally acting in the best interest of the community			57%	61%	63%	57%
		Being honest			59%	59%	64%	52%
		Being open and transparent to the public					61%	51%
		Informing residents about issues facing the community					63%	49%
		Treating all residents fairly			58%	55%	66%	60%
		Treating residents with respect					71%	69%
		Overall, how would you rate the quality of the services provided by each of the following?	The County of Montgomery County	77%	77%	81%	84%	77%
The Federal Government				48%	53%	55%	51%	
Economy	Please rate each of the following aspects of quality of life in Montgomery County.	Montgomery County as a place to work	78%	76%	80%	80%	84%	77%
		Montgomery County as a place to visit			64%	70%	72%	65%
	Please rate each of the following characteristics as they relate to Montgomery County as a whole.	Overall economic health	78%	78%	75%	69%		

Economy

<p>Please rate each of the following in the Montgomery County community.</p>	Overall quality of business and service establishments	68%	75%	86%	77%		
	Variety of business and service establishments			84%	79%		
	Vibrancy of downtown/commercial area	68%	75%	76%	70%		
	Employment opportunities	69%	59%	62%	66%	73%	59%
	Shopping opportunities	77%	85%	85%	74%		
	Cost of living	21%	22%	21%	16%		
<p>Please rate the quality of each of the following services in Montgomery County.</p>	Economic development	64%	62%	64%	57%		
<p>Please rate how important, if at all, you think it is for the Montgomery County community to focus on each of the following in the comin..</p>	Overall economic health	88%	91%	89%	89%		
	What impact, if any, do you think the economy will have on your family income in the next 6 months? Do you think the impact will be:	6%	32%	27%	25%	26%	

Mobility

<p>Please rate each of the following characteristics as they relate to Montgomery County as a whole.</p>	Overall quality of the transportation system			64%	65%		
<p>Please also rate each of the following in the Montgomery County community.</p>	Traffic flow on major streets	26%	32%	38%	38%		
	Ease of public parking	44%	49%	49%	47%		
	Ease of travel by car	32%	35%	47%	48%	62%	62%
	Ease of travel by public transportation	60%	59%	45%	51%	51%	53%

Mobility

<p>Please also rate each of the following in the Montgomery County community.</p>	Ease of travel by bicycle	41%	43%	40%	43%	47%	44%
	Ease of walking			53%	58%	60%	52%
<p>Please indicate whether or not you have done each of the following in the last 12 months.</p>	Used public transportation instead of driving			66%	70%	51%	66%
	Carpooled with other adults or children instead of driving alone			42%	44%	37%	45%
	Walked or biked instead of driving			58%	60%	67%	63%
<p>Please rate the quality of each of the following services in Montgomery County.</p>	Traffic enforcement	55%	58%	58%	62%	59%	53%
	Traffic signal timing			50%	57%	57%	51%
	Street repair	51%	46%	41%	42%	48%	47%
	Street cleaning			57%	63%	69%	65%
	Street lighting			61%	70%	67%	63%
	Snow removal	65%	65%	60%	72%	75%	71%
	Sidewalk maintenance			57%	65%	68%	61%
	Bus or transit services	67%	68%	61%	79%	68%	66%
	Overall quality of the transportation system					83%	82%
<p>Please rate how important, if at all, you think it is for the Montgomery County community to focus on each of the following in the comin..</p>							

Community Design	Please rate each of the following aspects of quality of life in Montgomery County.	Your neighborhood as a place to live	82%	81%	82%	87%	90%	85%
	Please rate each of the following characteristics as they relate to Montgomery County as a whole.	Overall design or layout of residential and commercial areas			64%	71%	67%	65%
	Please also rate each of the following in the Montgomery County community.	Well-planned residential growth					50%	45%
		Well-planned commercial growth					55%	47%
		Well-designed neighborhoods					62%	53%
		Preservation of the historical or cultural character of the community					65%	61%
		Public places where people want to spend time			72%	77%	69%	59%
		Variety of housing options		57%	52%	54%	54%	42%
		Availability of affordable quality housing	15%	23%	27%	25%	24%	18%
		Overall quality of new development			62%	66%	56%	48%
Overall appearance		74%	74%	79%	81%	78%	71%	
Please rate the quality of each of the following services in Montgomery County.	Land use, planning and zoning	40%	44%	50%	55%	53%	51%	
	Code enforcement	39%	41%	53%	58%	63%	48%	
Please rate how important, if at all, you think it is for the Montgomery County community to focus on each of the following in the comin..	Overall design or layout of residential and commercial areas			80%	80%	75%	74%	

Utilities	Please rate each of the following characteristics as they relate to Montgomery County as a whole.	Overall quality of the utility infrastructure	81%	74%				
	Please rate the quality of each of the following services in Montgomery County.	Affordable high-speed internet access	65%	62%				
		Garbage collection	82%	87%	81%	86%	88%	80%
		Drinking water	69%	69%	75%	78%	81%	76%
		Sewer services			80%	87%	88%	84%
		Storm water management	73%	69%	73%	75%	82%	80%
		Power (electric and/or gas) utility			74%	83%	81%	77%
		Utility billing			61%	70%	72%	61%
		Please rate how important, if at all, you think it is for the Montgomery County community to focus on each of the following in the comin..	Overall quality of the utility infrastructure	86%	87%			
	Safety	Please rate each of the following characteristics as they relate to Montgomery County as a whole.	Overall feeling of safety	81%	84%	77%	68%	
Please rate how safe or unsafe you feel:		In your neighborhood during the day	90%	90%	93%	94%	94%	90%
		In Montgomery County's downtown/commercial area during the day	84%	82%	88%	91%	87%	82%
		From property crime	57%	53%			76%	70%
		From violent crime	66%	63%			81%	73%

Safety	Please rate how safe or unsafe you feel:									
		From fire, flood, or other natural disaster							92%	87%
	Please rate the quality of each of the following services in Montgomery County.	Police services	81%	79%	85%	84%	76%	69%		
		Crime prevention			70%	72%	64%	58%		
		Animal control	66%	65%	70%	69%	74%	71%		
		Ambulance or emergency medical services	90%	90%	94%	94%	90%	87%		
		Fire services	94%	93%	95%	96%	94%	90%		
		Fire prevention and education			80%	83%	85%	77%		
		Emergency preparedness	54%	63%	64%	71%	68%	66%		
		Please rate how important, if at all, you think it is for the Montgomery County community to focus on each of the following in the comin..	Overall feeling of safety			91%	89%	90%	90%	
Parks and Recreation	Please rate each of the following characteristics as they relate to Montgomery County as a whole.	Overall quality of parks and recreation opportunities						85%	82%	
	Please also rate each of the following in the Montgomery County community.	Availability of paths and walking trails			62%	66%	80%	75%		
		Fitness opportunities			71%	74%	78%	74%		
		Recreational opportunities	81%	80%	74%	77%	80%	75%		
	Please rate the quality of each of the following services in Montgomery County.	Montgomery County parks	85%	87%	85%	90%	88%	82%		

Parks and Recreation	Please rate the quality of each of the following services in Montgomery County.	Recreation programs or classes	79%	86%	84%	75%			
		Recreation centers or facilities	79%	85%	87%	77%			
	Please rate how important, if at all, you think it is for the Montgomery County community to focus on each of the following in the comin..	Overall quality of parks and recreation opportunities				73%	73%		
Inclusivity and Engagement	Please rate each of the following aspects of quality of life in Montgomery County.	Montgomery County as a place to raise children	81%	86%	84%	86%	88%	78%	
		Montgomery County as a place to retire	41%	48%	42%	43%	45%	37%	
		Sense of community	59%	62%	55%	60%	62%	58%	
	Please rate each of the following characteristics as they relate to Montgomery County as a whole.	Residents' connection and engagement with their community					62%	56%	
	Please rate the job you feel the Montgomery County community does at each of the following.	Making all residents feel welcome					74%	73%	
		Attracting people from diverse backgrounds					82%	83%	
		Valuing/respecting residents from diverse backgrounds					76%	81%	
Taking care of vulnerable residents						65%	57%		
Please also rate each of the following in the Montgomery County community.	Sense of civic/community pride					69%	58%		
	Neighborliness of residents					57%	62%	64%	56%
	Opportunities to participate in social events and activities					70%	71%	69%	58%

Inclusivity and Engagement	Please also rate each of the following in the Montgomery County community.	Opportunities to volunteer	83%	76%	79%	75%	70%
		Opportunities to participate in community matters	69%	74%	70%	63%	
		Openness and acceptance of the community toward people of diverse backgrounds	71%	79%	75%	75%	73%
	Please indicate whether or not you have done each of the following in the last 12 months.	Volunteered your time to some group/activity	45%	43%	40%	28%	36%
		Campaigned or advocated for a local issue, cause, or candidate	26%	26%	16%	16%	
Please rate how important, if at all, you think it is for the Montgomery County community to focus on each of the following in the comin..	Residents' connection and engagement with their community	72%	72%	63%	64%		
Demographic	Please indicate whether or not you have done each of the following in the last 12 months.	Voted in your most recent local election				70%	65%
	In general, how many times do you:	Access the internet from your home				97%	97%
		Access the internet from your cell phone				94%	96%
		Visit social media sites				77%	73%
		Use or check email				98%	96%
		Share your opinions online				26%	26%
Shop online				59%	56%		
Education, Arts, and Culture	Please rate each of the following characteristics as they relate to Montgomery County as a whole.	Overall opportunities for education, culture, and the arts	84%	85%	81%	77%	

Education, Arts, and Culture	Please also rate each of the following in the Montgomery County community.	Opportunities to attend cultural/arts/music activities	73%	81%	76%	76%	75%	71%	
		Community support for the arts					77%	70%	
		Availability of affordable quality childcare/preschool	21%	24%	49%	44%	51%	39%	
		K-12 education	81%	82%	82%	82%	81%	68%	
		Adult educational opportunities			71%	76%	77%	65%	
		Opportunities to attend special events and festivals			69%	74%	72%	68%	
	Please rate the quality of each of the following services in Montgomery County.	Public library services	85%	87%	86%	92%	91%	88%	
	Please rate how important, if at all, you think it is for the Montgomery County community to focus on each of the following in the comin..	Overall opportunities for education, culture, and the arts			84%	84%	76%	70%	
	Health and Wellness	Please rate each of the following characteristics as they relate to Montgomery County as a whole.	Overall health and wellness opportunities			75%	82%	81%	77%
		Please also rate each of the following in the Montgomery County community.	Availability of affordable quality food			69%	72%	65%	54%
Availability of affordable quality health care			35%	37%	66%	64%	65%	57%	
Availability of preventive health services					69%	72%	72%	62%	
Availability of affordable quality mental health care					57%	53%	52%	47%	
Please rate the quality of each of the following services in Montgomery County.		Health services	61%	64%	74%	77%	78%	70%	

Health and Wellness	Please rate how important, if at all, you think it is for the Montgomery County community to focus on each of the following in the comin..	Overall health and wellness opportunities	78%	81%	79%	73%		
		Please rate your overall health.	69%	66%	73%	70%		
Natural Environment	Please rate each of the following characteristics as they relate to Montgomery County as a whole.	Overall quality of natural environment	70%	78%	82%	80%	80%	
	Please also rate each of the following in the Montgomery County community.	Cleanliness	76%	78%	77%	71%		
		Water resources			66%	59%		
		Air quality	48%	55%	73%	71%	80%	73%
	Please rate the quality of each of the following services in Montgomery County.	Preservation of natural areas	52%	59%	69%	70%	71%	
		Quality of Montgomery County open space	61%	67%	73%	73%		
		Recycling	85%	87%	80%	86%	80%	75%
		Yard waste pick-up	79%	85%	84%	78%		
	Please rate how important, if at all, you think it is for the Montgomery County community to focus on each of the following in the comin..	Overall quality of natural environment	87%	88%	81%	81%		

Methods (Open Participation)



As part of its participation in The National Community Survey™ (The NCS™), the County of Montgomery County conducted a survey of 761 residents. Survey invitations were mailed to randomly selected households and data were collected from August 19th, 2024 to September 30th, 2024. The results from this main survey effort represent the most robust estimate of your residents’ opinions.

After the above data collection period was underway, a link to an online open participation survey was publicized by the County of Montgomery County. The open participation survey was identical to the probability sample survey with two small updates; it included a map at the beginning asking where the respondent lives and also a question about where they heard about the survey. The open participation survey was open to all Montgomery County residents and became available on September 12th, 2024. The survey remained open for 3 weeks and there were 2,782 responses.

The open participation survey data were not collected through a random sample and it is unknown who in the community was aware of the survey; therefore, a level of confidence in the representativeness of the sample cannot be estimated. However, to reduce bias where possible, these data were statistically weighted to match the demographic characteristics of the 2020 Census and 2022 American Community Survey estimates for adults in the County of Montgomery County. The characteristics used for weighting were age, sex, race, Hispanic origin, housing type, and housing tenure. No adjustments were made for design effects. Weights were calculated using an iterative, multiplicative raking model known as the ANES Weighting Algorithm.²¹ The results of the weighting scheme for the..

		Unweighted	Weighted	Target ²²
Age	18-34	4%	19%	26%
	35-54	33%	39%	36%
	55+	63%	42%	38%
Hispanic	No, not of Hispanic, Latino/a/x, or Spanish origin	94%	82%	82%
	Yes, I consider myself to be of Hispanic, Latino/a/x, or Spanish origin	6%	18%	18%
Housing type	Attached	23%	52%	52%
	Detached	77%	48%	48%
Race/ethnic..	Not white alone	25%	58%	56%
	White alone, not Hispanic or Latino	75%	42%	44%
Sex	Man	35%	46%	48%
	Woman	65%	54%	52%
Sex/age	Man 18-34	2%	8%	13%
	Man 35-54	11%	19%	17%
	Man 55+	23%	19%	17%










	Woman 18-34	2%	11%	13%
	Woman 35-54	23%	20%	18%
	Woman 55+	40%	23%	21%
Tenure	Own	91%	66%	66%
	Rent	9%	34%	34%














20. Pasek, J. (2014). ANES Weighting Algorithm. Retrieved from <https://surveyinsights.org/wp-content/uploads/2014/07/Full-anesrake-paper.pdf>

21. Targets come from the 2020 Census and 2022 American Community Survey.

Open Participation Survey Results

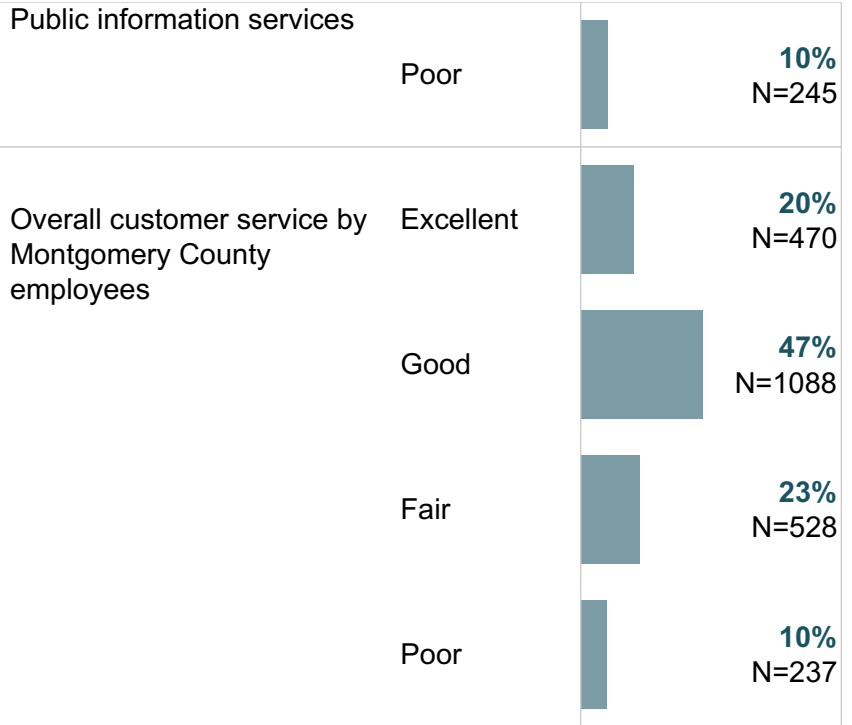
This table contains a complete set of responses to each question on the open participation survey. By default, "don't know" responses are excluded, but may be added to the table using the response filter to the right. In some tables, the percentages may not sum to 100%; this is either because the question permitted the respondent to "choose all that apply", or for a question that asked the respondent to select one answer, it is due to the customary practice of rounding values to the nearest whole number.

Quality of Life	Please rate each of the following aspects of quality of life in Montgomery County.	Montgomery County as a place to live	Excellent		24% N=655
			Good		45% N=1245
			Fair		24% N=674
			Poor		7% N=190
			The overall quality of life		
			Good		48% N=1306
			Fair		27% N=737
			Poor		8% N=217
	Please indicate how likely or unlikely you are to do each of the following.	Recommend living in Montgomery County to someone who asks	Very likely		29% N=799
			Somewhat likely		38% N=1020

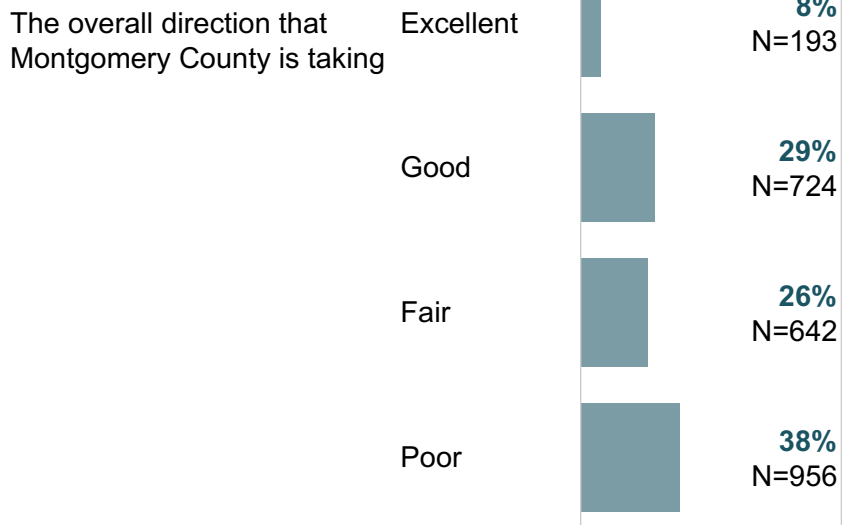
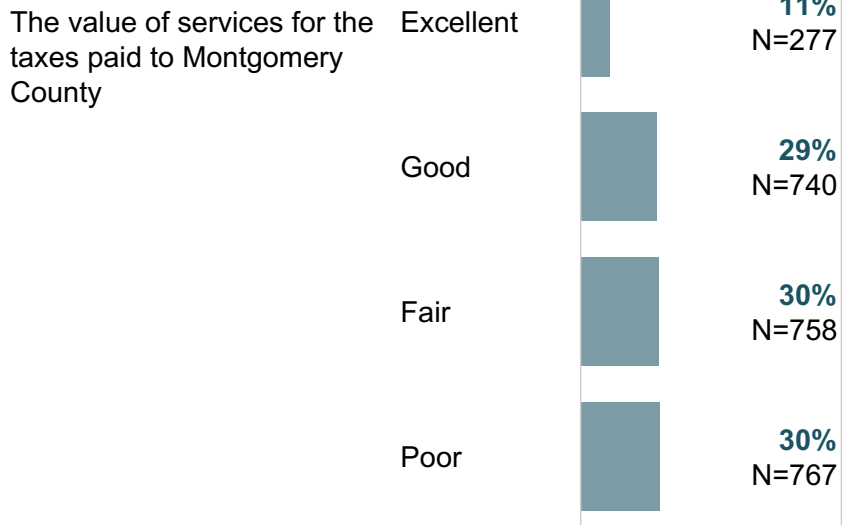
Quality of Life	Please indicate how likely or unlikely you are to do each of the following.	Recommend living in Montgomery County to someone who asks	Somewhat unlikely		15% N=413
			Very unlikely		18% N=478
		Remain in Montgomery County for the next five years	Very likely		47% N=1214
			Somewhat likely		27% N=700
	Somewhat unlikely			14% N=362	
	Very unlikely			13% N=331	
	Please rate each of the following in the Montgomery County community.	Overall image or reputation	Excellent		19% N=511
			Good		41% N=1090
Fair				26% N=702	
Poor				14% N=361	
Governance	Please rate the quality of each of the following services in Montgomery County.	Public information services	Excellent		18% N=438
			Good		47% N=1118
			Fair		24% N=582

Governance

Please rate the quality of each of the following services in Montgomery County.
















Please rate the following categories of Montgomery County government performance.



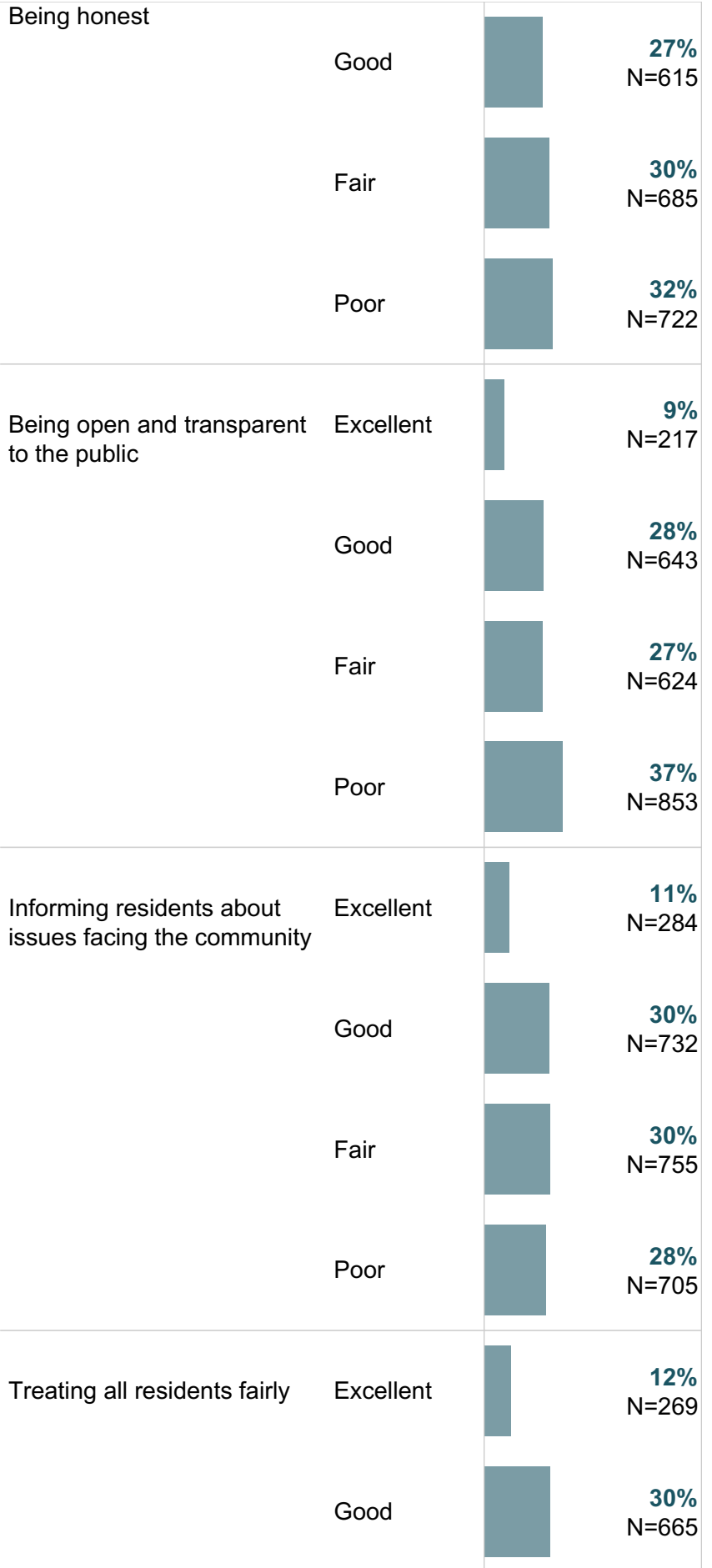
Governance

Please rate the following categories of Montgomery County government performance.

The job County government does at welcoming resident involvement	Excellent		12% N=250
	Good		31% N=646
	Fair		32% N=671
	Poor		26% N=551
Overall confidence in Montgomery County government	Excellent		8% N=212
	Good		30% N=780
	Fair		26% N=665
	Poor		36% N=913
Generally acting in the best interest of the community	Excellent		10% N=254
	Good		30% N=770
	Fair		26% N=649
	Poor		34% N=865
Being honest	Excellent		11% N=253

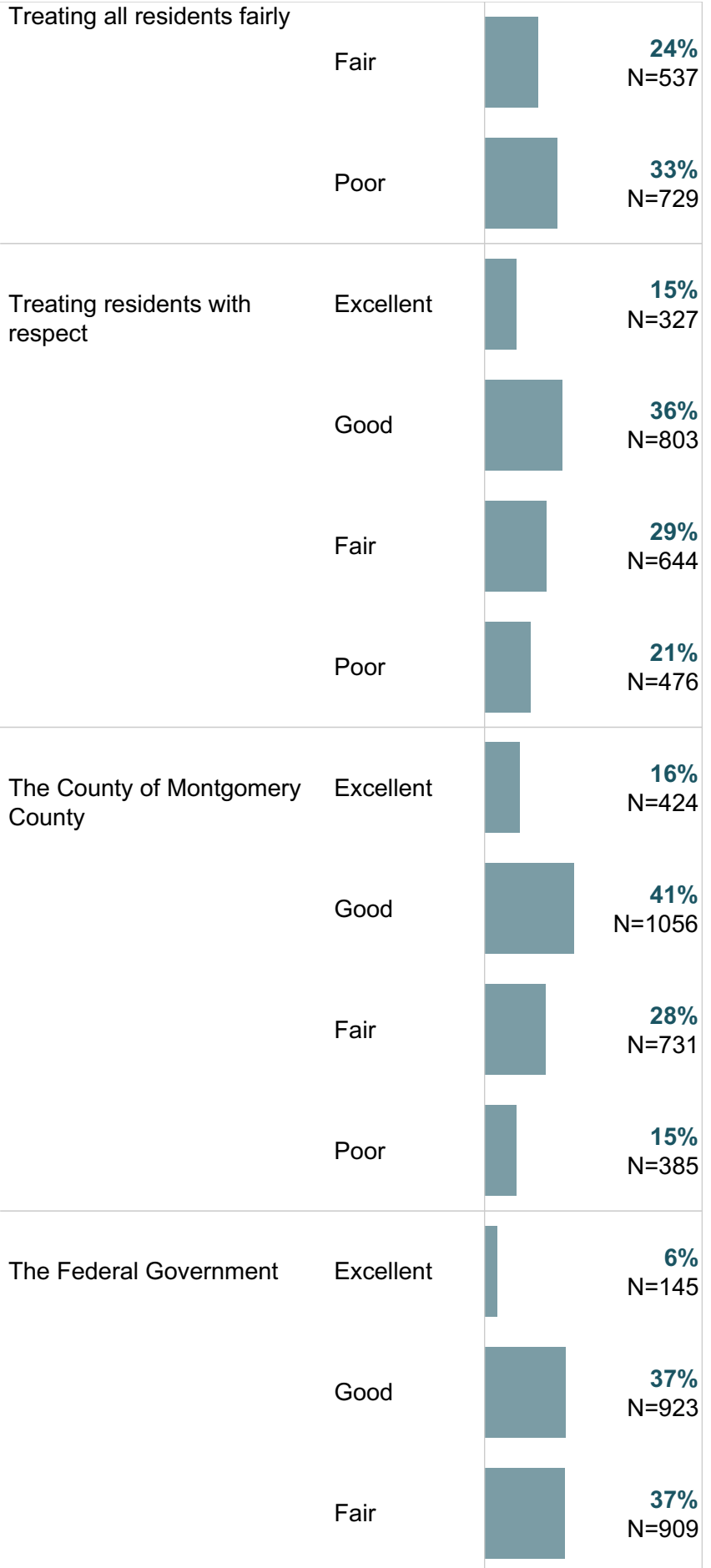
Governance














Please rate the following categories of Montgomery County government performance.



Governance

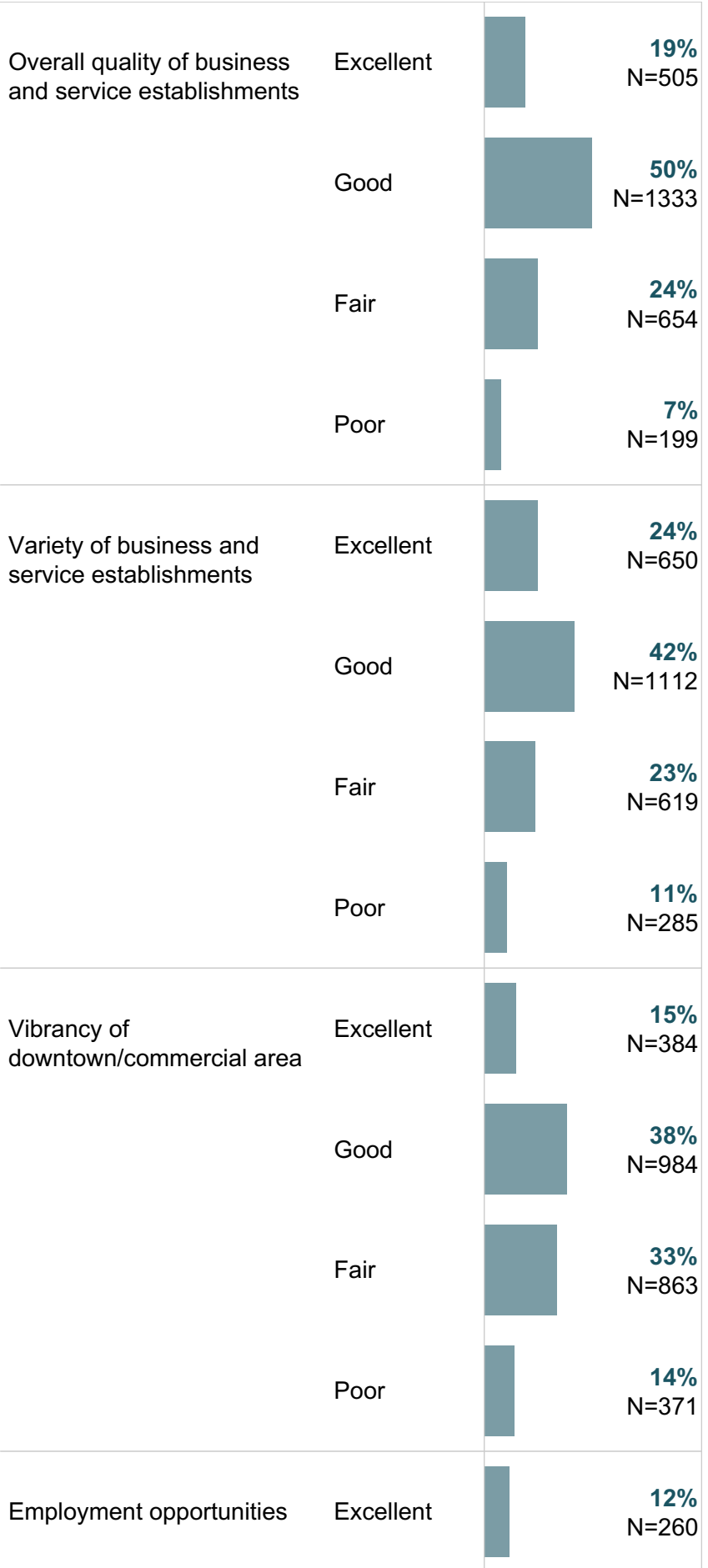
Please rate the following categories of Montgomery County government performance.



Governance	you rate the quality of the services provided by each of the following?	The Federal Government	Poor		20% N=504
Economy	Please rate each of the following aspects of quality of life in Montgomery County.	Montgomery County as a place to work	Excellent		20% N=462
			Good		44% N=997
			Fair		23% N=526
			Poor		13% N=294
		Montgomery County as a place to visit	Excellent		15% N=387
			Good		41% N=1055
			Fair		32% N=817
			Poor		12% N=322
	Please rate each of the following characteristics as they relate to Montgomery County as a whole.	Overall economic health	Excellent		12% N=315
			Good		42% N=1097
			Fair		30% N=785
			Poor		16% N=425

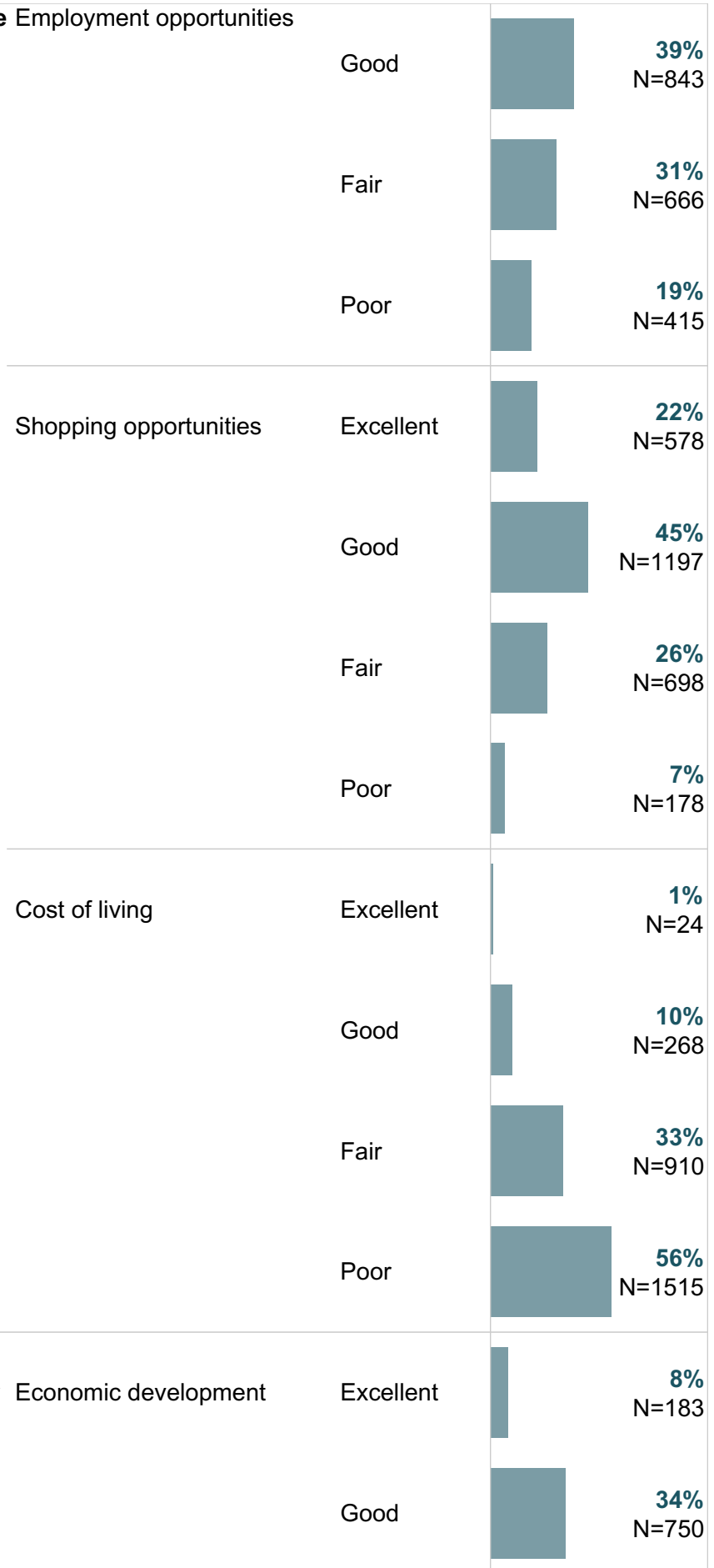
Economy





Please rate each of the following in the Montgomery County community.







Economy

Please rate each of the following in the Montgomery County community.



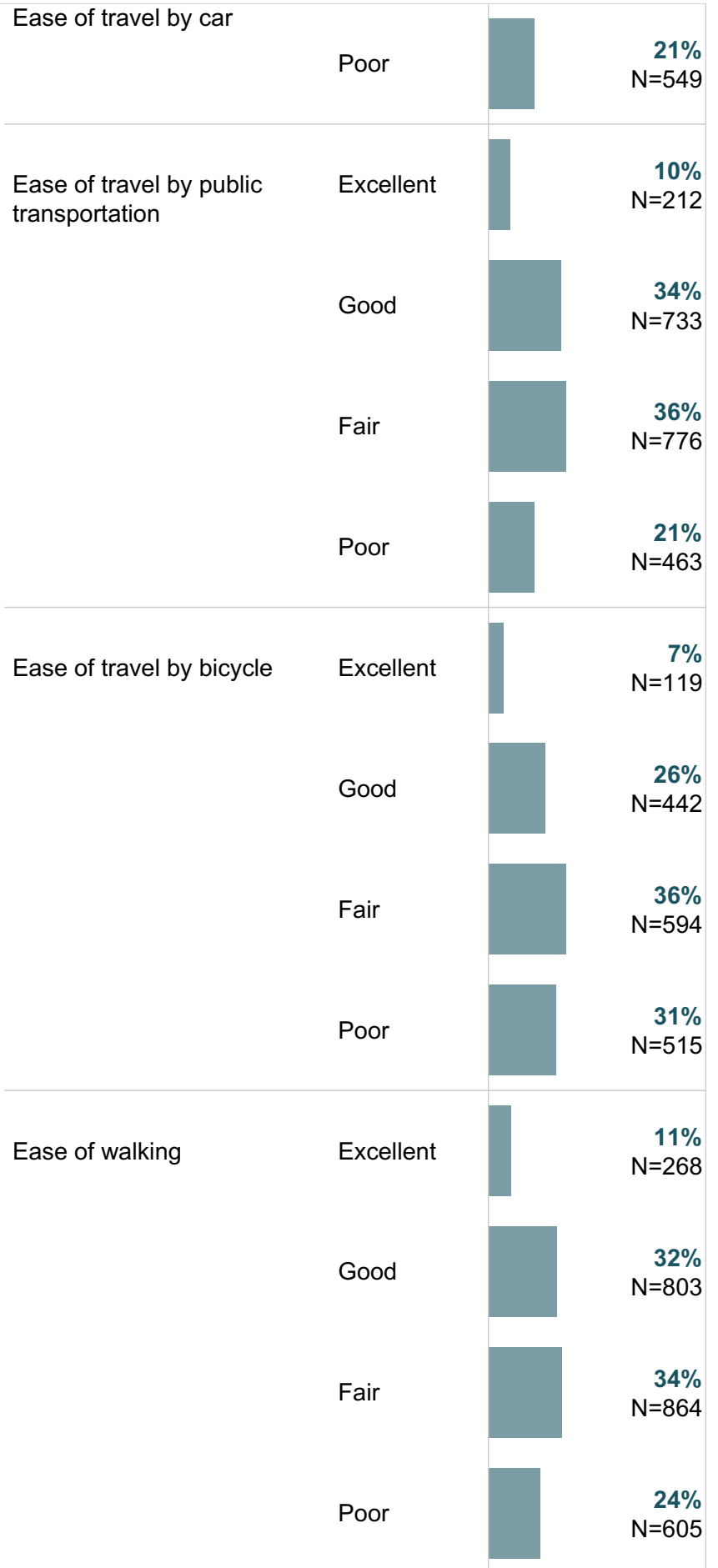
Economy	Please rate the quality of each of the following services in Montgomery County.	Economic development	Fair		33% N=715
			Poor		24% N=531
	Please rate how important, if at all, you think it is for the Montgomery County community to focus on each of the following in the coming two years.	Overall economic health	Essential		47% N=1224
			Very important		40% N=1041
			Somewhat important		11% N=295
			Not at all important		1% N=36
		What impact, if any, do you think the economy will have on your family income in the next 6 months? Do you think the impact will be:	Very positive		4% N=111
			Somewhat positive		14% N=364
			Neutral		44% N=1166
			Somewhat negative		29% N=770
			Very negative		9% N=244
Mobility	Please rate each of the following characteristics as they relate to Montgomery County as a whole.	Overall quality of the transportation system	Excellent		14% N=380
			Good		36% N=959

Mobility

<p>Please rate each of the following characteristics as they relate to Montgomery County as a whole.</p>	Overall quality of the transportation system	Fair		<p>33% N=889</p>
		Poor		<p>16% N=432</p>
<p>Please also rate each of the following in the Montgomery County community.</p>	Traffic flow on major streets	Excellent		<p>4% N=95</p>
		Good		<p>22% N=591</p>
		Fair		<p>37% N=997</p>
		Poor		<p>37% N=1008</p>
Ease of public parking	Excellent		<p>9% N=225</p>	
	Good		<p>32% N=838</p>	
	Fair		<p>37% N=971</p>	
	Poor		<p>22% N=568</p>	
Ease of travel by car	Excellent		<p>11% N=296</p>	
	Good		<p>35% N=926</p>	
	Fair		<p>32% N=845</p>	

Mobility

Please also rate each of the following in the Montgomery County community.



Mobility

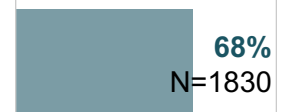
Please indicate whether or not you have done each of the following in the last 12 months.

Used public transportation instead of driving

No



Yes



Carpooled with other adults or children instead of driving alone

No



Yes



Walked or biked instead of driving

No



Yes



Please rate the quality of each of the following services in Montgomery County.

Traffic enforcement

Excellent



Good



Fair



Poor



Traffic signal timing

Excellent



Good

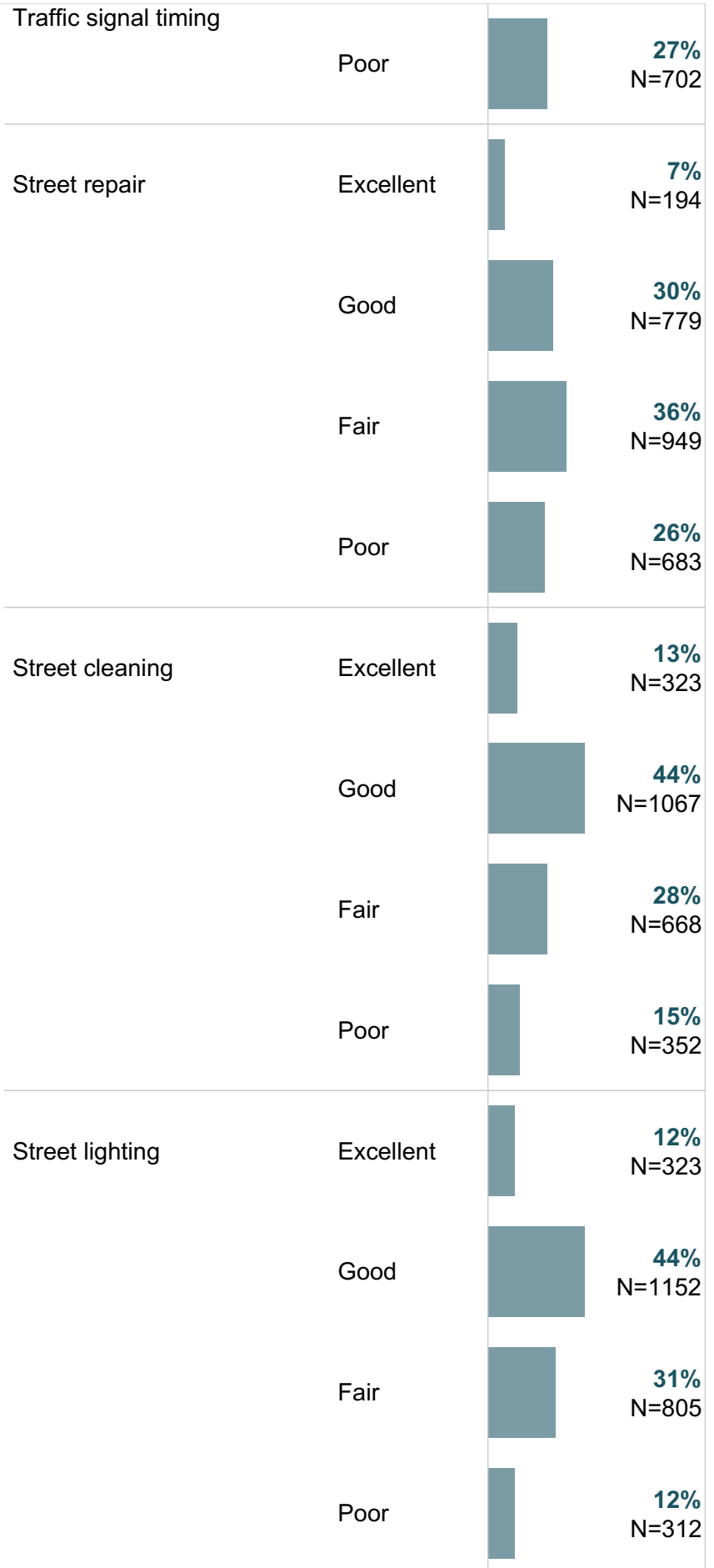


Fair
















Mobility














Please rate the quality of each of the following services in Montgomery County.
















Mobility

Please rate the quality of each of the following services in Montgomery County.

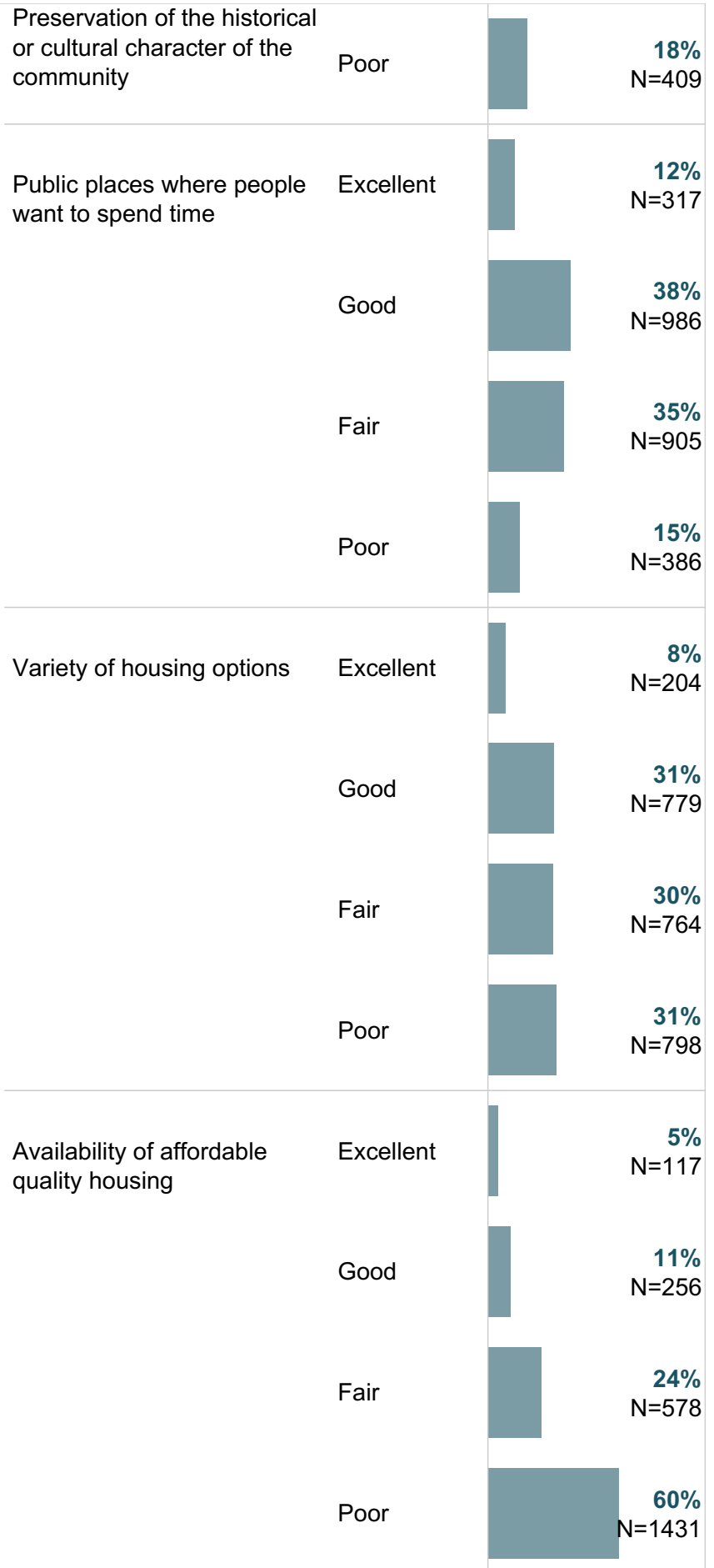
Snow removal	Excellent		19% N=462	
	Good		50% N=1199	
	Fair		25% N=591	
	Poor		6% N=143	
Sidewalk maintenance	Excellent		12% N=290	
	Good		41% N=1025	
	Fair		34% N=836	
	Poor		13% N=332	
Bus or transit services	Excellent		14% N=300	
	Good		43% N=905	
	Fair		30% N=631	
	Poor		12% N=253	
Please rate how important, if at all, you think it is for the	Overall quality of the transportation system	Essential		40% N=1041

Mobility	Please rate how important, if at all, you think it is for the Montgomery County community to focus on each of the following in the coming two years.	Overall quality of the transportation system	Very important		36% N=945
			Somewhat important		20% N=531
			Not at all important		4% N=100
Community Design	Please rate each of the following aspects of quality of life in Montgomery County.	Your neighborhood as a place to live	Excellent		35% N=947
			Good		43% N=1173
			Fair		17% N=460
			Poor		6% N=165
	Please rate each of the following characteristics as they relate to Montgomery County as a whole.	Overall design or layout of residential and commercial areas	Excellent		8% N=204
Good				40% N=1075	
Fair				36% N=967	
Poor				17% N=467	
	Please also rate each of the following in the Montgomery County community.	Well-planned residential growth	Excellent		4% N=104
Good				24% N=574	

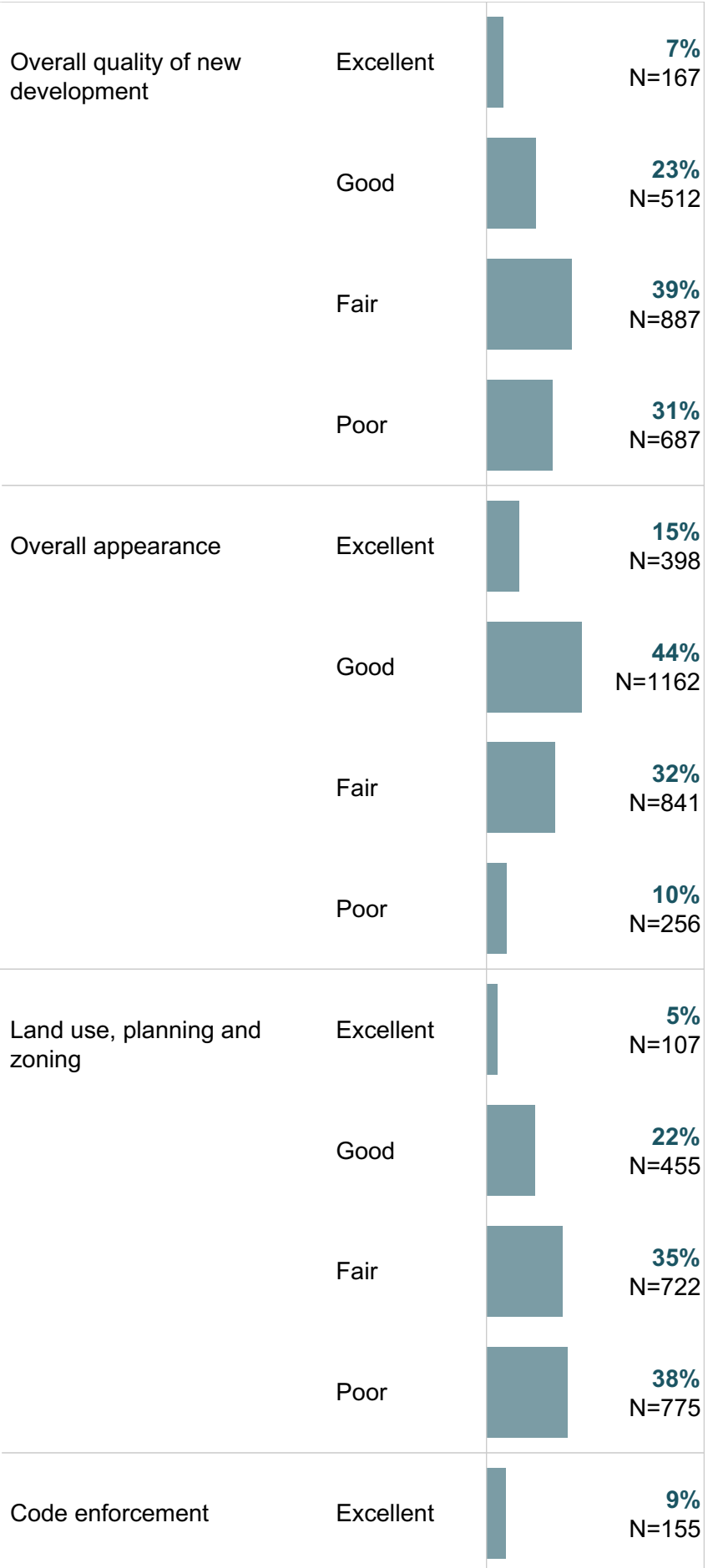
Community Design Please also rate each of the following in the Montgomery County community.














Well-planned residential growth	Fair		31% N=748
	Poor		41% N=973
Well-planned commercial growth	Excellent		5% N=106
	Good		28% N=619
	Fair		33% N=741
	Poor		34% N=768
Well-designed neighborhoods	Excellent		6% N=148
	Good		33% N=829
	Fair		38% N=944
	Poor		24% N=594
Preservation of the historical or cultural character of the community	Excellent		11% N=250
	Good		40% N=878
	Fair		31% N=685

Community Design Please also rate each of the following in the Montgomery County community.



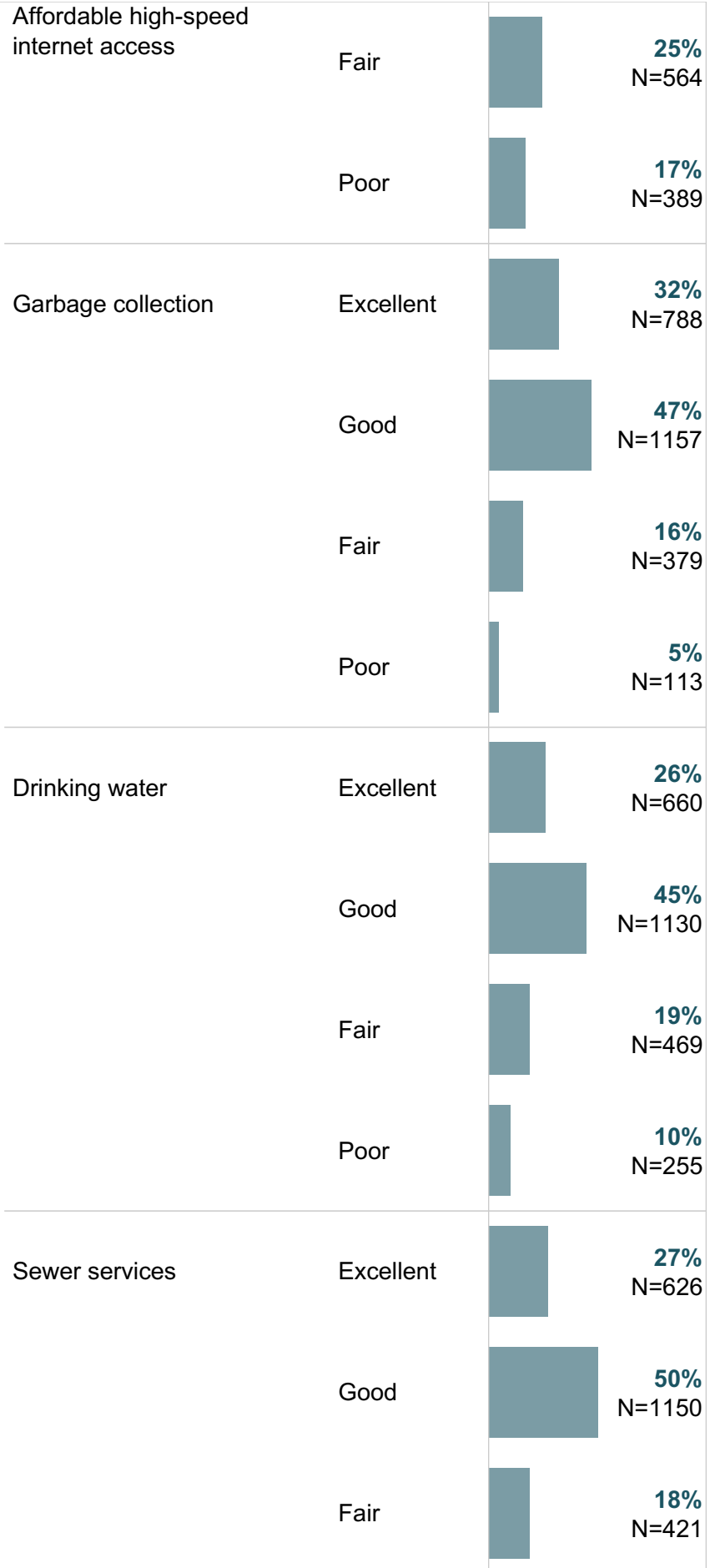
Community Design Please also rate each of the following in the Montgomery County community.



Community Design	Please rate the quality of each of the following services in Montgomery County.	Code enforcement	Good		29% N=523
			Fair		33% N=591
			Poor		30% N=534
	Please rate how important, if at all, you think it is for the Montgomery County community to focus on each of the following in the coming two years.	Overall design or layout of residential and commercial areas	Essential		32% N=849
			Very important		42% N=1098
			Somewhat important		21% N=553
			Not at all important		4% N=116
Utilities	Please rate each of the following characteristics as they relate to Montgomery County as a whole.	Overall quality of the utility infrastructure	Excellent		20% N=525
			Good		47% N=1270
			Fair		25% N=680
			Poor		8% N=206
	Please rate the quality of each of the following services in Montgomery County.	Affordable high-speed internet access	Excellent		21% N=469
			Good		37% N=850

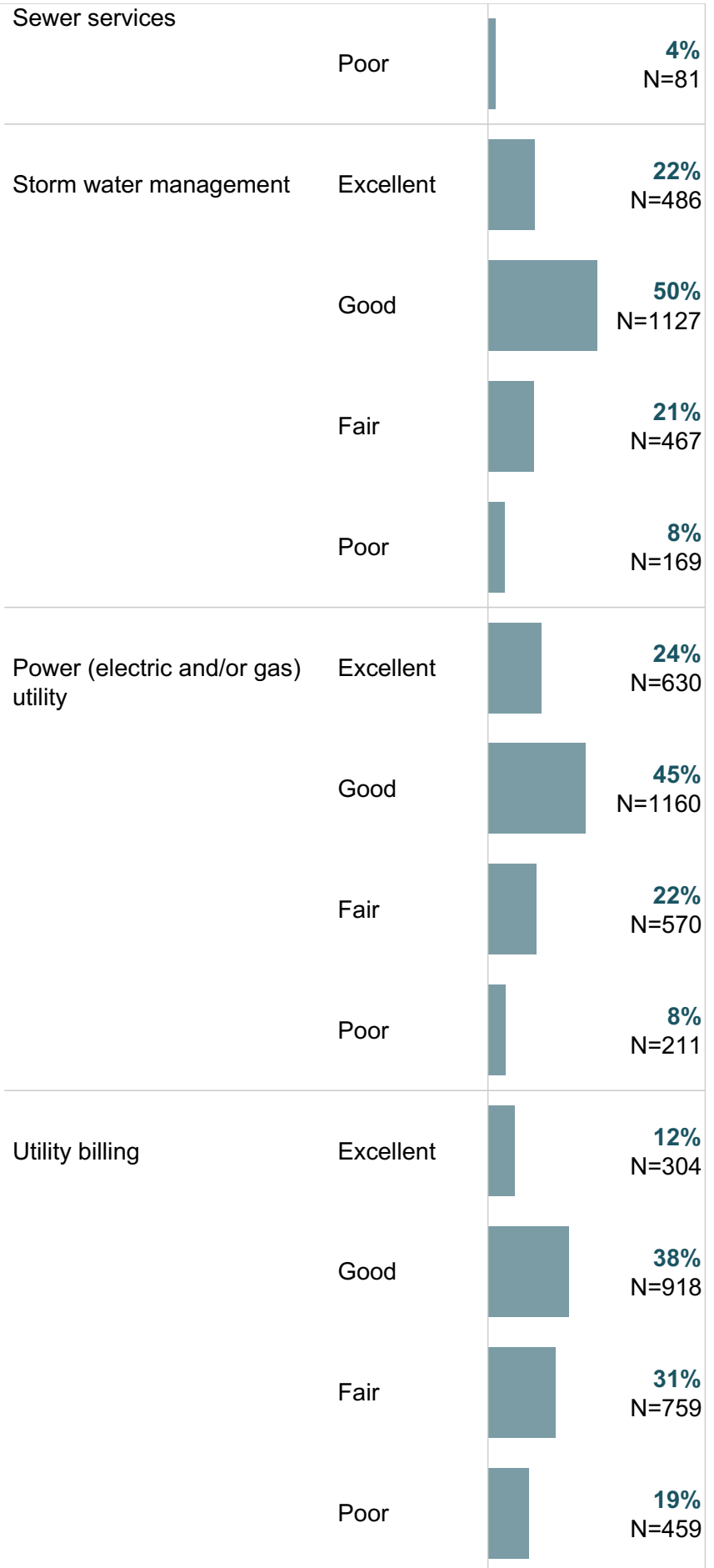
Utilities

Please rate the quality of each of the following services in Montgomery County.



Utilities

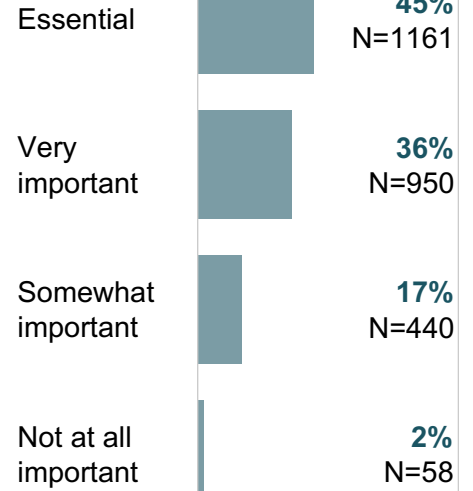
Please rate the quality of each of the following services in Montgomery County.



Utilities

Please rate how important, if at all, you think it is for the Montgomery County community to focus on each of the following in the coming two years.

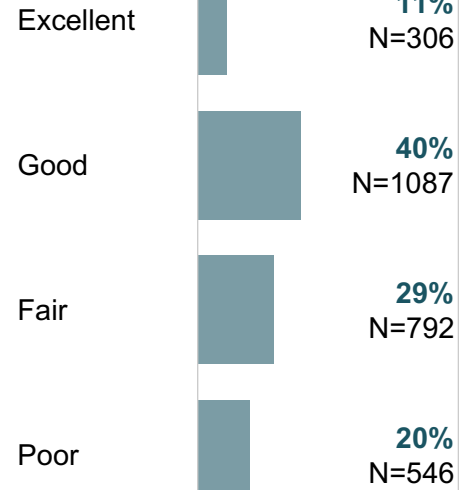
Overall quality of the utility infrastructure



Safety

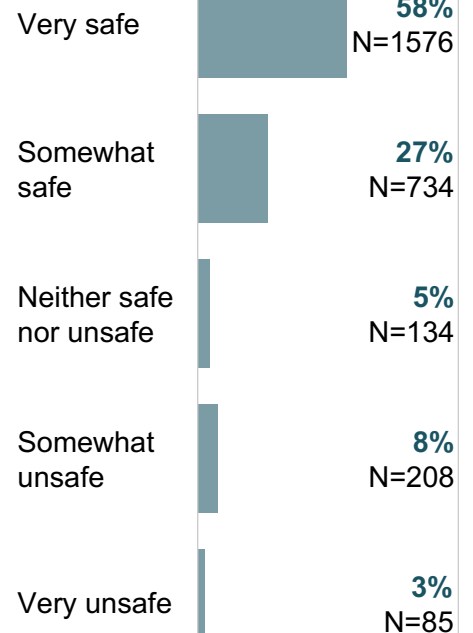
Please rate each of the following characteristics as they relate to Montgomery County as a whole.

Overall feeling of safety



Please rate how safe or unsafe you feel:

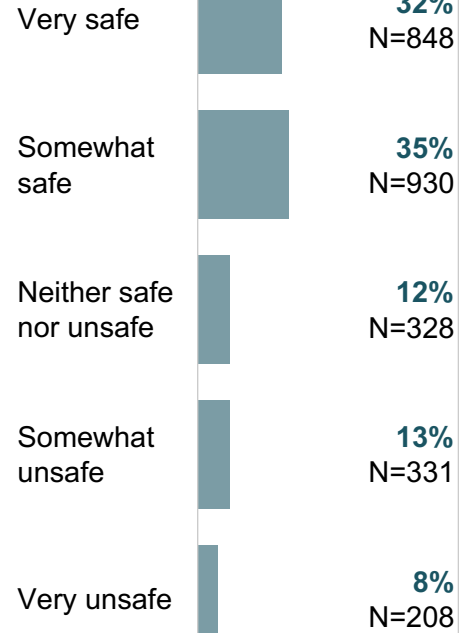
In your neighborhood during the day



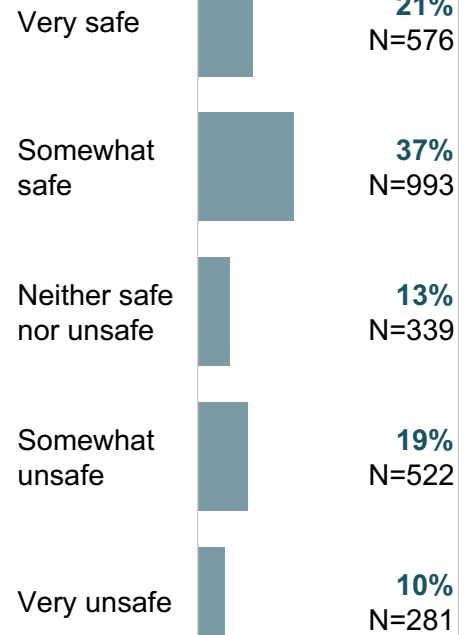
Safety

Please rate how safe or unsafe you feel:

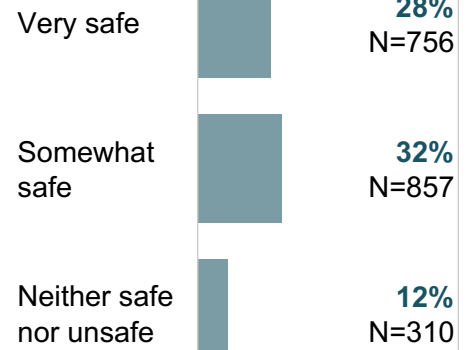
In Montgomery County's downtown/commercial area during the day



From property crime



From violent crime



Safety

Please rate how safe or unsafe you feel:

From violent crime

Somewhat unsafe



20%
N=533

Very unsafe



8%
N=218

From fire, flood, or other natural disaster

Very safe



44%
N=1193

Somewhat safe



40%
N=1080

Neither safe nor unsafe



11%
N=308

Somewhat unsafe



3%
N=77

Very unsafe



1%
N=29

Please rate the quality of each of the following services in Montgomery County.

Police services

Excellent



18%
N=437

Good



41%
N=977

Fair



27%
N=644

Poor



13%
N=308

Crime prevention

Excellent



9%
N=204

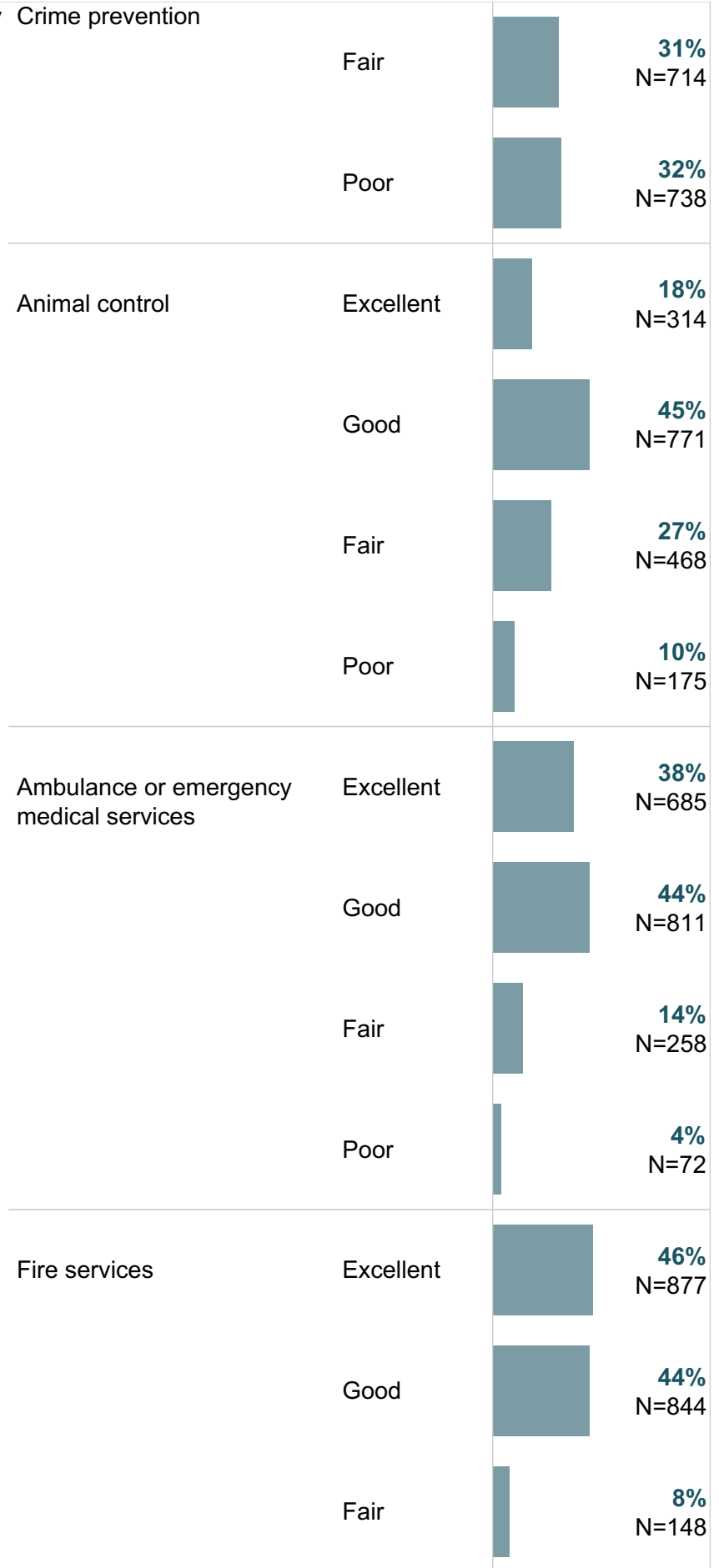
Good



29%
N=670

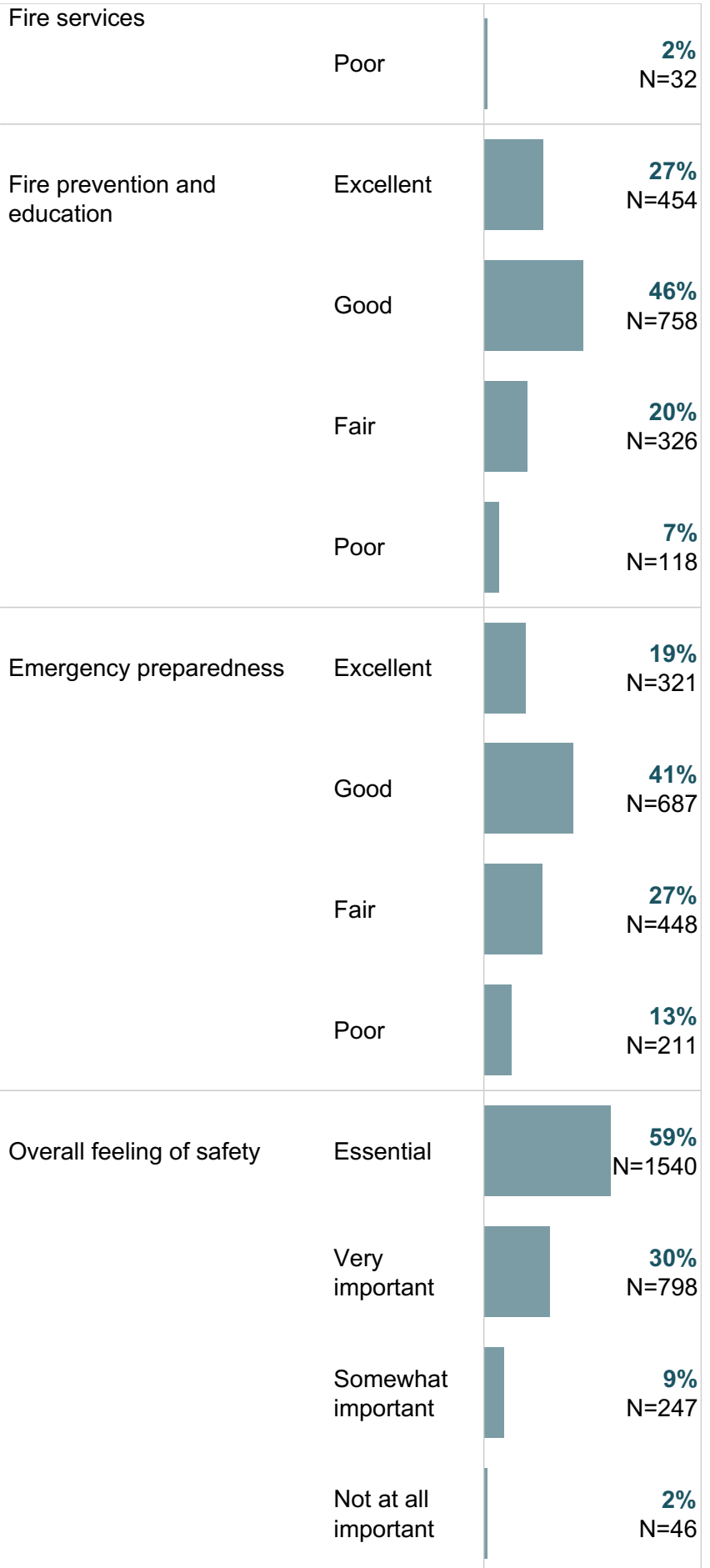
Safety

Please rate the quality of each of the following services in Montgomery County.

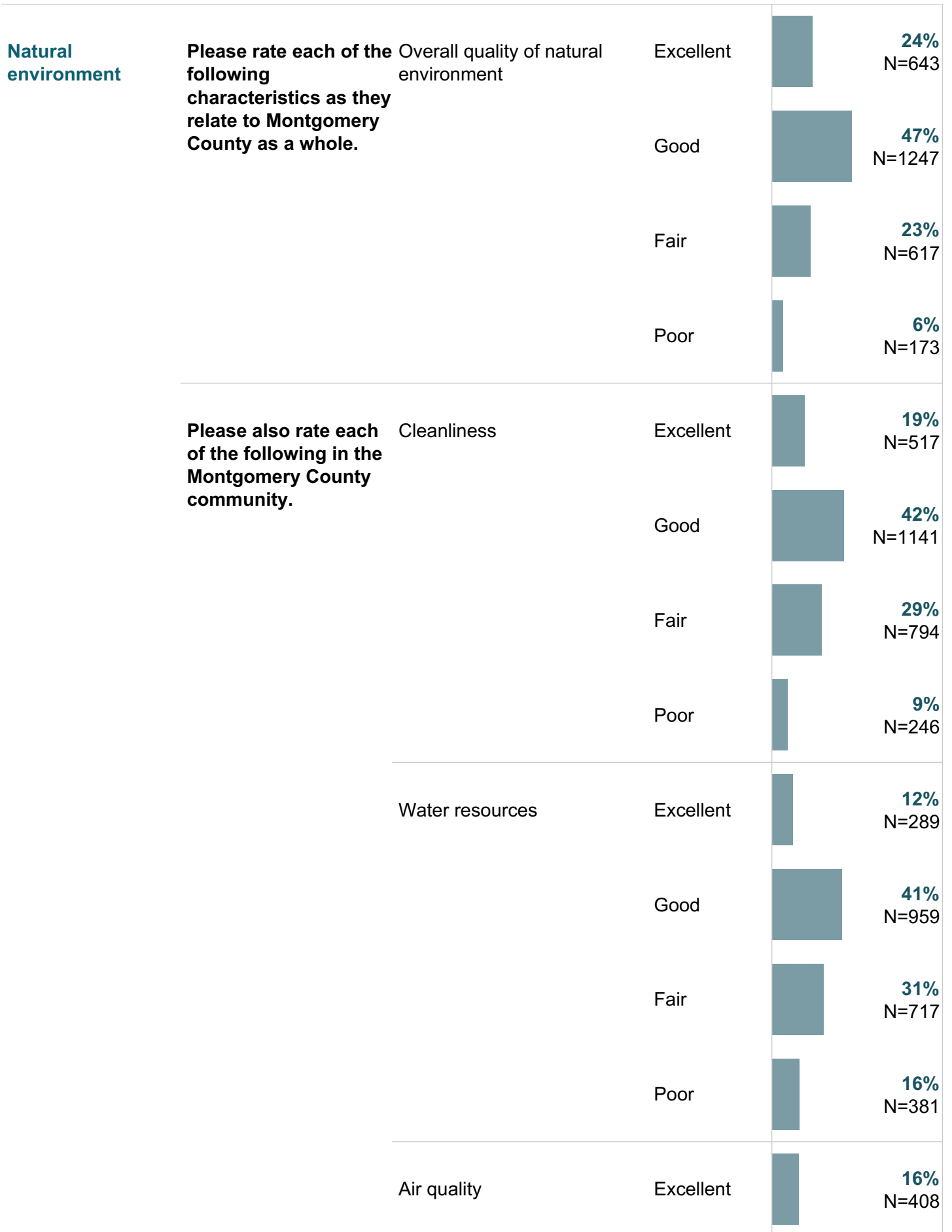


Safety

Please rate the quality of each of the following services in Montgomery County.



Please rate how important, if at all, you think it is for the Montgomery County community to focus on each of the following in the coming two years.

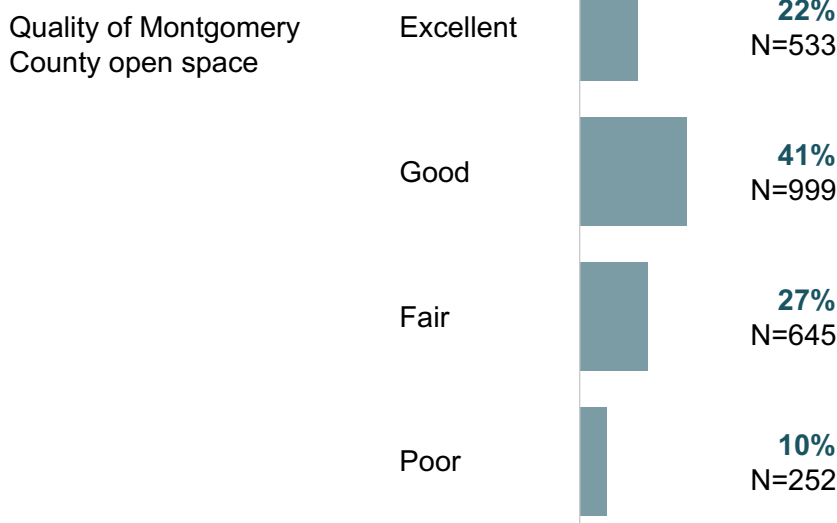
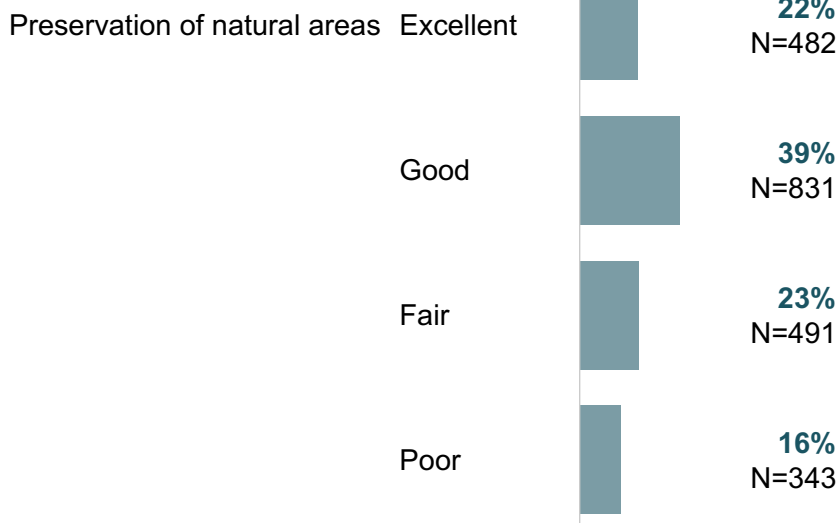















Natural environment

Please also rate each of the following in the Montgomery County community.
















Please rate the quality of each of the following services in Montgomery County.



Natural environment	Please rate the quality of each of the following services in Montgomery County.	Recycling	Fair		22% N=549
			Poor		9% N=231
	Yard waste pick-up	Excellent		31% N=601	
		Good		45% N=874	
		Fair		19% N=367	
		Poor		6% N=112	
Please rate how important, if at all, you think it is for the Montgomery County community to focus on each of the following in the coming two years.	Overall quality of natural environment	Essential		33% N=857	
		Very important		39% N=1034	
		Somewhat important		25% N=643	
		Not at all important		3% N=85	
Parks and Recreation	Please rate each of the following characteristics as they relate to Montgomery County as a whole.	Overall quality of parks and recreation opportunities	Excellent		35% N=946
			Good		43% N=1149
			Fair		17% N=464

Parks and Recreation

<p>following characteristics as they relate to Montgomery County as a whole.</p>	Overall quality of parks and recreation opportunities	Poor		4% N=116	
	<p>Please also rate each of the following in the Montgomery County community.</p>	Availability of paths and walking trails	Excellent		27% N=707
		Good		45% N=1193	
		Fair		22% N=568	
		Poor		6% N=155	
<p>Fitness opportunities</p>	Excellent		25% N=636		
	Good		47% N=1191		
	Fair		23% N=587		
	Poor		5% N=124		
<p>Recreational opportunities</p>	Excellent		28% N=716		
	Good		46% N=1181		
	Fair		22% N=558		
	Poor		5% N=126		

Parks and Recreation

Please rate the quality of each of the following services in Montgomery County.

Montgomery County parks

Excellent



36%
N=909

Good



46%
N=1159

Fair



15%
N=369

Poor



4%
N=100

Recreation programs or classes

Excellent



30%
N=632

Good



48%
N=999

Fair



16%
N=338

Poor



6%
N=119

Recreation centers or facilities

Excellent



30%
N=671

Good



50%
N=1130

Fair



15%
N=334

Poor



6%
N=135














Please rate how important, if at all, you think it is for the

Overall quality of parks and recreation opportunities

Essential





























24%
N=633














Parks and Recreation	Please rate how important, if at all, you think it is for the Montgomery County community to focus on each of the following in the coming two years.	Overall quality of parks and recreation opportunities	Very important		44% N=1147
			Somewhat important		28% N=737
			Not at all important		3% N=76
Health and wellness	Please rate each of the following characteristics as they relate to Montgomery County as a whole.	Overall health and wellness opportunities	Excellent		25% N=627
			Good		46% N=1170
			Fair		22% N=566
			Poor		7% N=188
	Please also rate each of the following in the Montgomery County community.	Availability of affordable quality food	Excellent		12% N=312
			Good		37% N=976
			Fair		33% N=862
			Poor		18% N=485
		Availability of affordable quality health care	Excellent		15% N=385
			Good		37% N=942

Health and wellness

Please also rate each of the following in the Montgomery County community.














Availability of affordable quality health care	Fair		29% N=740	
	Poor		18% N=454	
Availability of preventive health services	Excellent		17% N=402	
	Good		41% N=970	
	Fair		26% N=619	
	Poor		15% N=358	
Availability of affordable quality mental health care	Excellent		9% N=170	
	Good		25% N=443	
	Fair		34% N=617	
	Poor		32% N=577	
Please rate the quality of each of the following services in Montgomery County.	Health services	Excellent		20% N=389
		Good		43% N=835
		Fair		27% N=526














Health and wellness	Please rate the quality of each of the following services in Montgomery County.	Health services	Poor		9% N=183
		Overall health and wellness opportunities	Essential		31% N=809
	Very important			36% N=926	
	Somewhat important			27% N=703	
	Not at all important			6% N=160	
Please rate your overall health.	Excellent		27% N=727		
	Very good		37% N=984		
	Good		26% N=678		
	Fair		8% N=200		
	Poor		2% N=54		
Education, Arts and Culture	Please rate each of the following characteristics as they relate to Montgomery County as a whole.	Overall opportunities for education, culture, and the arts	Excellent		27% N=718
		Good		42% N=1127	
		Fair		23% N=613	

Education, Arts and Culture	following characteristics as they relate to Montgomery County as a whole.	Overall opportunities for education, culture, and the arts	Poor		8% N=211
	Please also rate each of the following in the Montgomery County community.	Opportunities to attend cultural/arts/music activities	Excellent		27% N=705
			Good		43% N=1115
			Fair		23% N=589
			Poor		7% N=185
		Community support for the arts	Excellent		24% N=585
			Good		46% N=1110
			Fair		22% N=528
			Poor		7% N=173
		Availability of affordable quality childcare/preschool	Excellent		7% N=105
			Good		18% N=275
			Fair		28% N=444
			Poor		47% N=745

**Education, Arts
and Culture**





**Please also rate each
of the following in the
Montgomery County
community.**

K-12 education	Excellent		18% N=364	
	Good		36% N=757	
	Fair		28% N=573	
	Poor		19% N=386	
Adult educational opportunities	Excellent		17% N=350	
	Good		46% N=922	
	Fair		26% N=516	
	Poor		11% N=212	
Opportunities to attend special events and festivals	Excellent		24% N=622	
	Good		43% N=1103	
	Fair		26% N=661	
	Poor		7% N=184	
Please rate the quality of each of the following services in	Public library services	Excellent		49% N=1188

Education, Arts and Culture	Please rate the quality of each of the following services in Montgomery County.	Public library services	Good		39% N=940
			Fair		9% N=216
			Poor		4% N=89
	Please rate how important, if at all, you think it is for the Montgomery County community to focus on each of the following in the coming two years.	Overall opportunities for education, culture, and the arts	Essential		27% N=708
			Very important		39% N=1030
			Somewhat important		28% N=723
			Not at all important		6% N=149
Inclusivity and Engagement	Please rate each of the following aspects of quality of life in Montgomery County.	Montgomery County as a place to raise children	Excellent		24% N=572
			Good		40% N=938
			Fair		24% N=559
			Poor		12% N=273
		Montgomery County as a place to retire	Excellent		10% N=226
	Good		18% N=402		

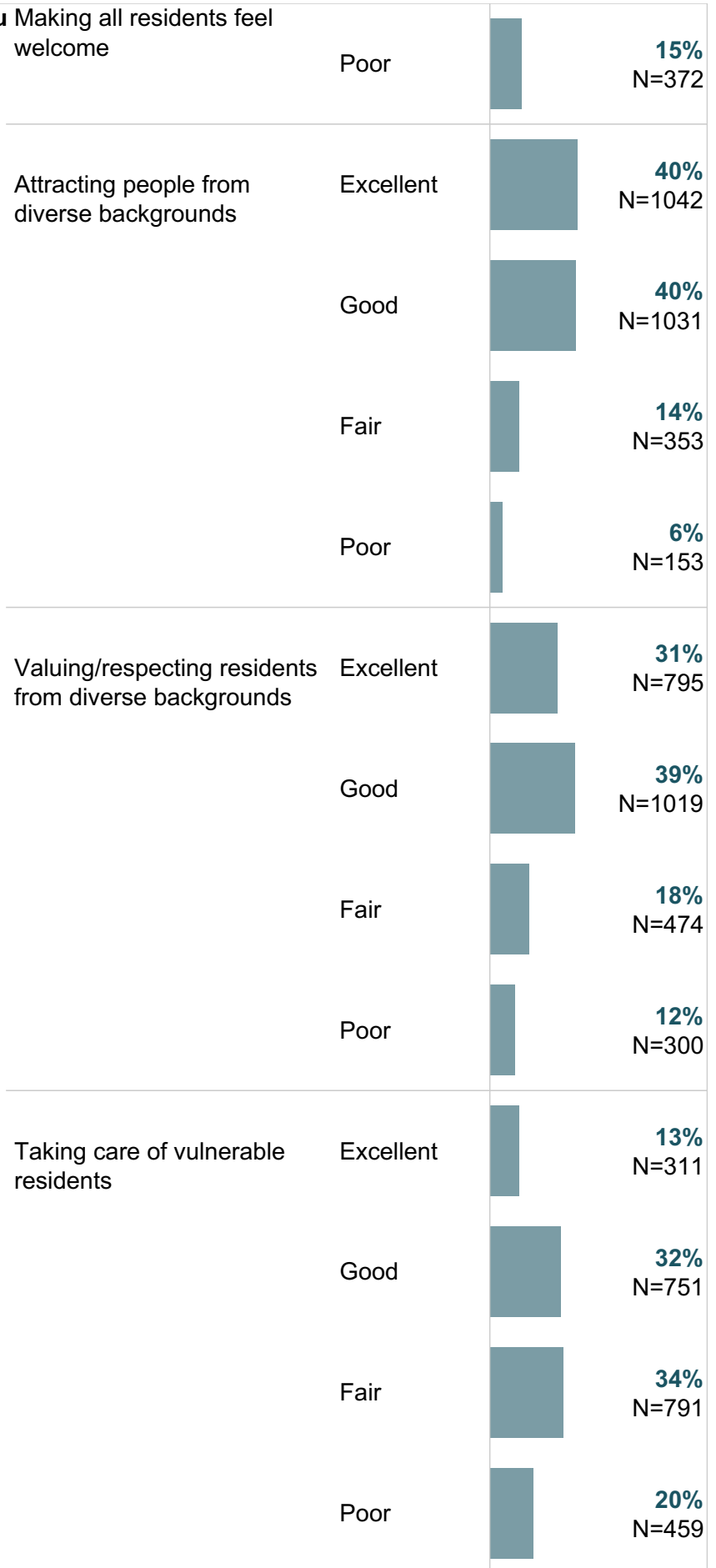
Inclusivity and Engagement

Please rate each of the following aspects of quality of life in Montgomery County.

Montgomery County as a place to retire	Fair		26% N=575
	Poor		46% N=1012
Sense of community	Excellent		11% N=305
	Good		33% N=904
	Fair		35% N=945
	Poor		21% N=559
Residents' connection and engagement with their community	Excellent		8% N=213
	Good		36% N=928
	Fair		36% N=932
	Poor		19% N=491
Making all residents feel welcome	Excellent		20% N=512
	Good		39% N=1003
	Fair		26% N=661














Inclusivity and Engagement

Please rate the job you feel the Montgomery County community does at each of the following.



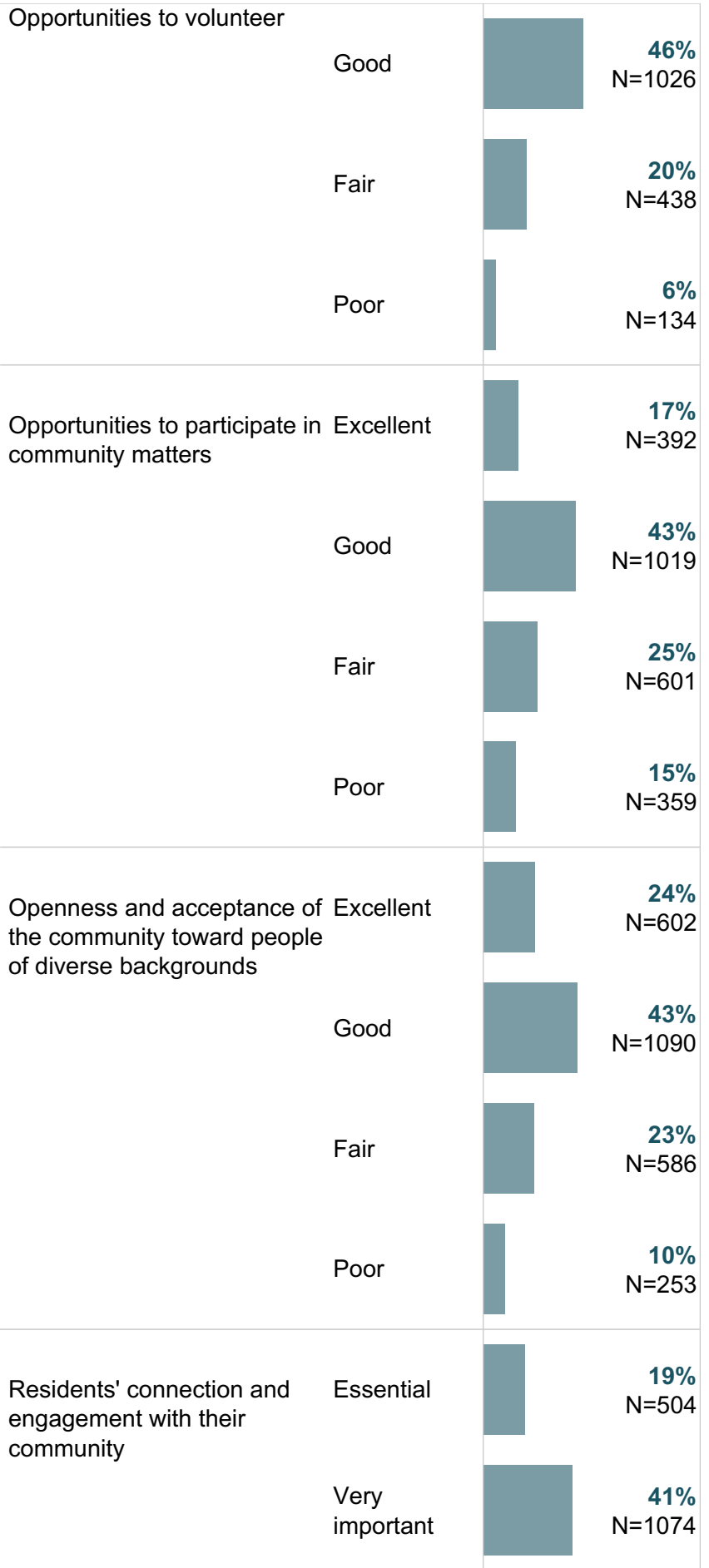
Inclusivity and Engagement

Please also rate each of the following in the Montgomery County community.








Sense of civic/community pride	Excellent		10% N=234
	Good		38% N=924
	Fair		33% N=808
	Poor		19% N=468
Neighborliness of residents	Excellent		9% N=226
	Good		34% N=880
	Fair		38% N=989
	Poor		20% N=509
Opportunities to participate in social events and activities	Excellent		16% N=396
	Good		46% N=1158
	Fair		29% N=729
	Poor		10% N=242
Opportunities to volunteer	Excellent		28% N=635

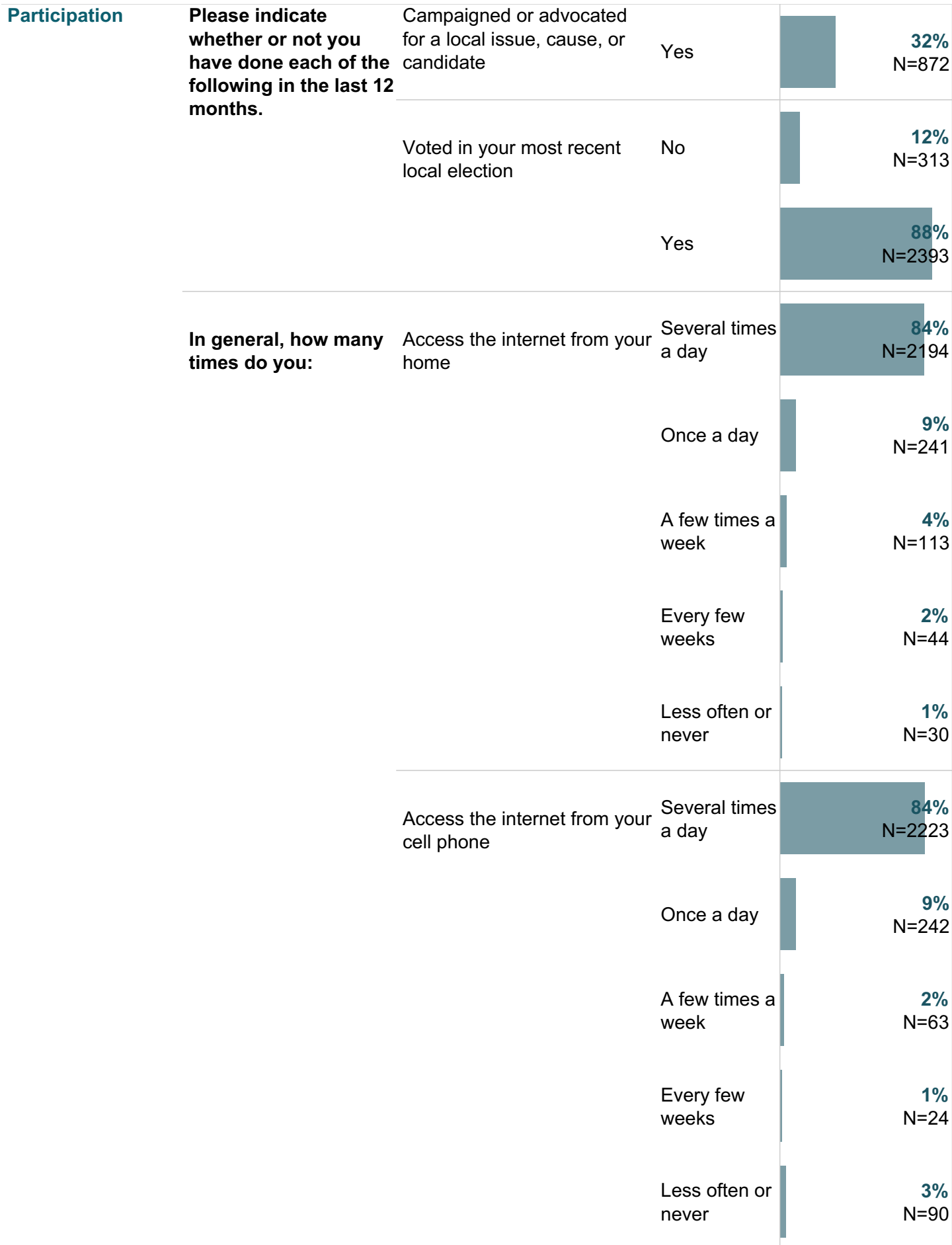
Inclusivity and Engagement

Please also rate each of the following in the Montgomery County community.



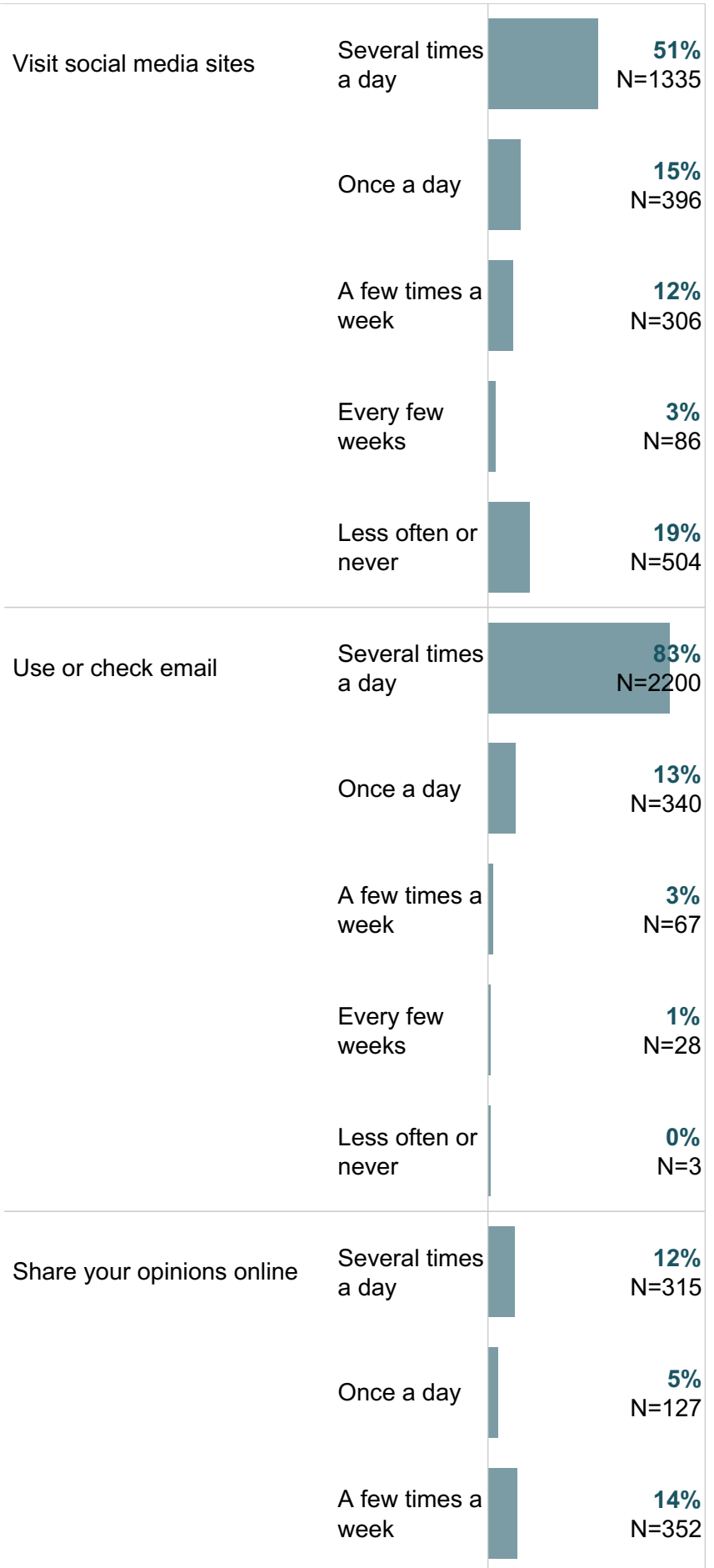
Please rate how important, if at all, you think it is for the Montgomery County community to focus on each of the following in the














Inclusivity and Engagement	Please rate how important, if at all, you think it is for the Montgomery County community to focus on each of the following in the coming two years.	Residents' connection and engagement with their community	Somewhat important		33% N=865
			Not at all important		6% N=166
Participation	Please indicate whether or not you have done each of the following in the last 12 months.	Contacted Montgomery County for help or information	No		34% N=926
			Yes		66% N=1780
		Contacted Montgomery County elected officials to express your opinion	No		62% N=1668
			Yes		38% N=1042
		Attended a local public meeting in person	No		65% N=1766
			Yes		35% N=936
		Watched or virtually attended a local public meeting	No		54% N=1453
			Yes		46% N=1257
Volunteered your time to some group/activity	No		51% N=1364		
	Yes		49% N=1335		
		Campaigned or advocated for a local issue, cause, or candidate	No		68% N=1826



Participation

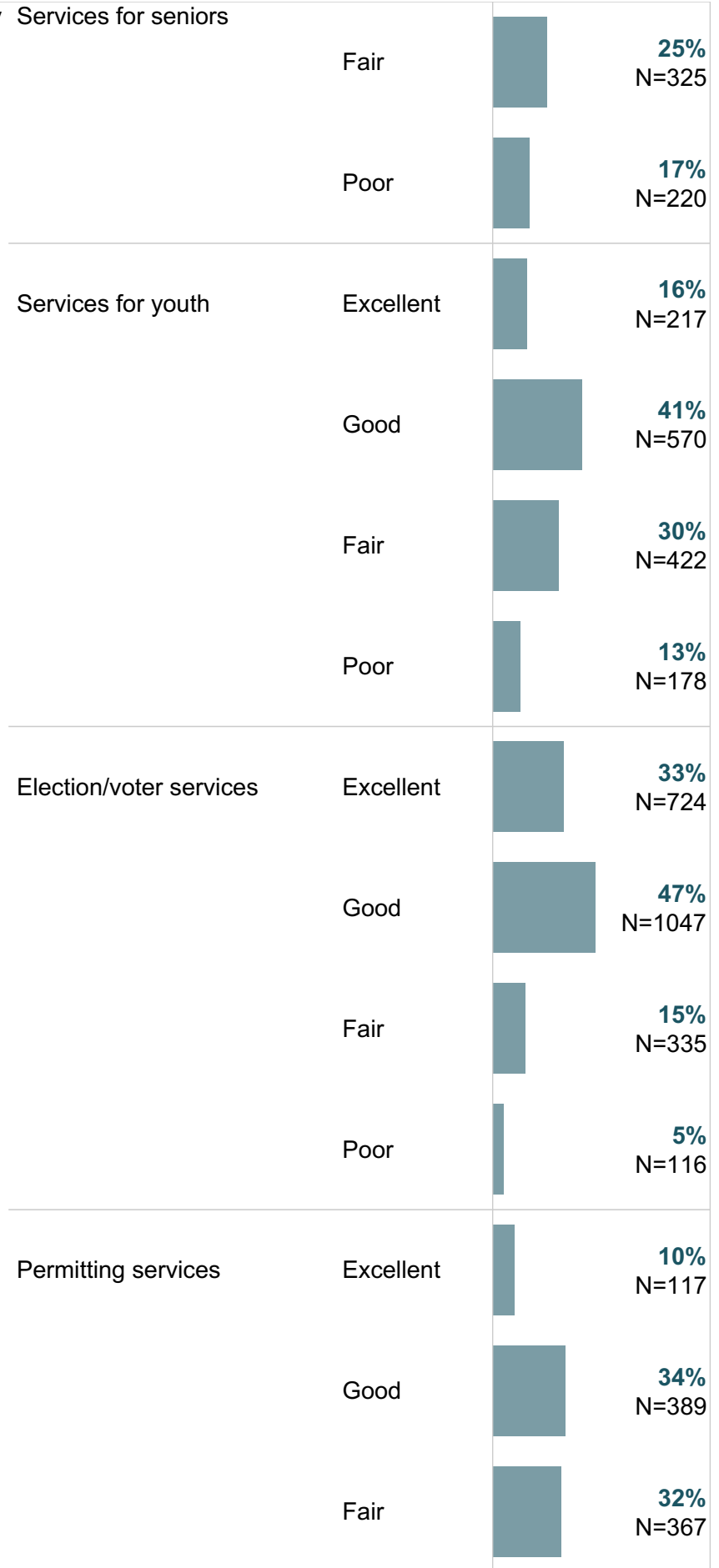
In general, how many times do you:



Participation	In general, how many times do you:	Share your opinions online	Every few weeks		17% N=447
			Less often or never		52% N=1324
		Shop online	Several times a day		10% N=244
			Once a day		9% N=221
			A few times a week		37% N=934
			Every few weeks		35% N=902
		Less often or never		10% N=242	
Custom	Please rate the quality of each of the following services in Montgomery County.	MC311 non-emergency services and information line	Excellent		23% N=395
			Good		44% N=755
			Fair		24% N=419
			Poor		10% N=165
		Services for seniors	Excellent		20% N=256
			Good		38% N=488

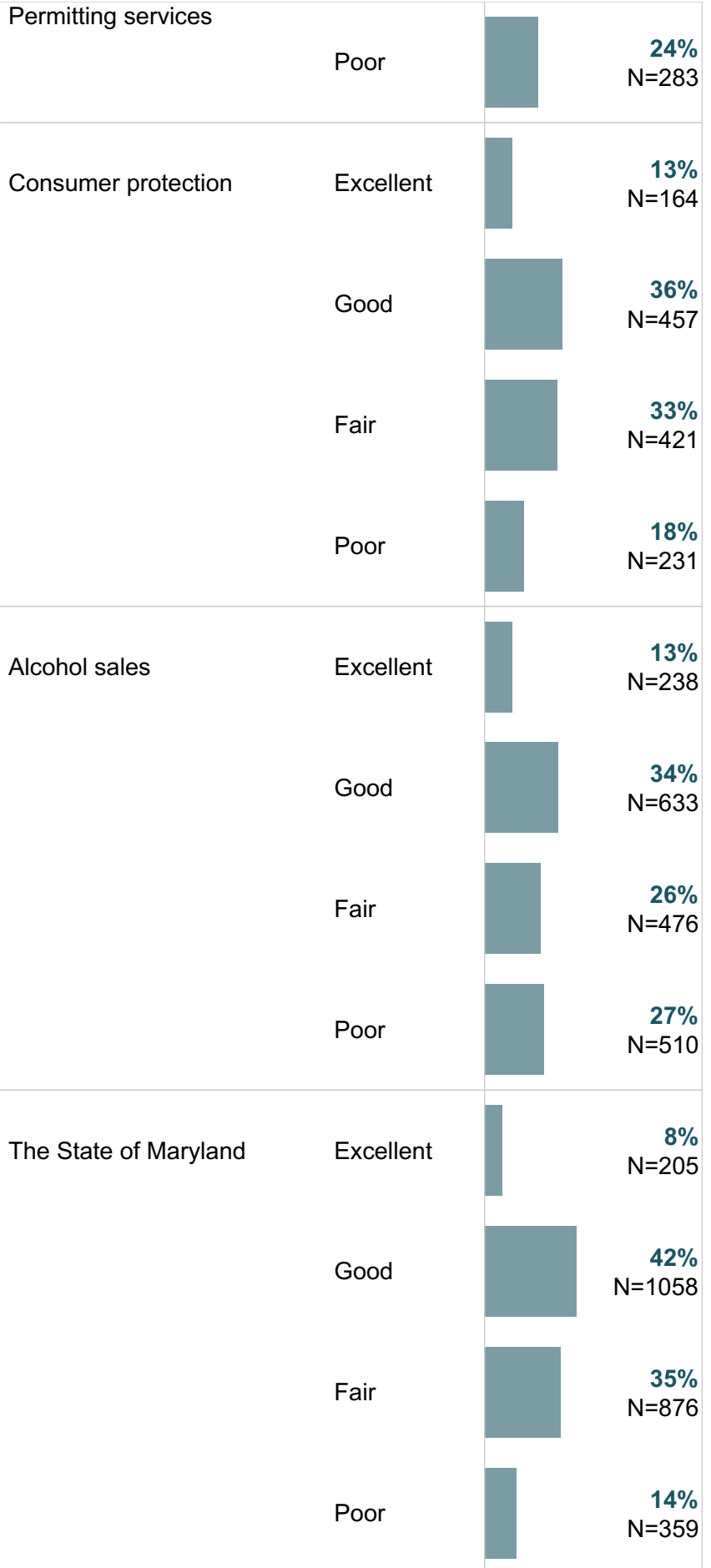
Custom

Please rate the quality of each of the following services in Montgomery County.



Custom

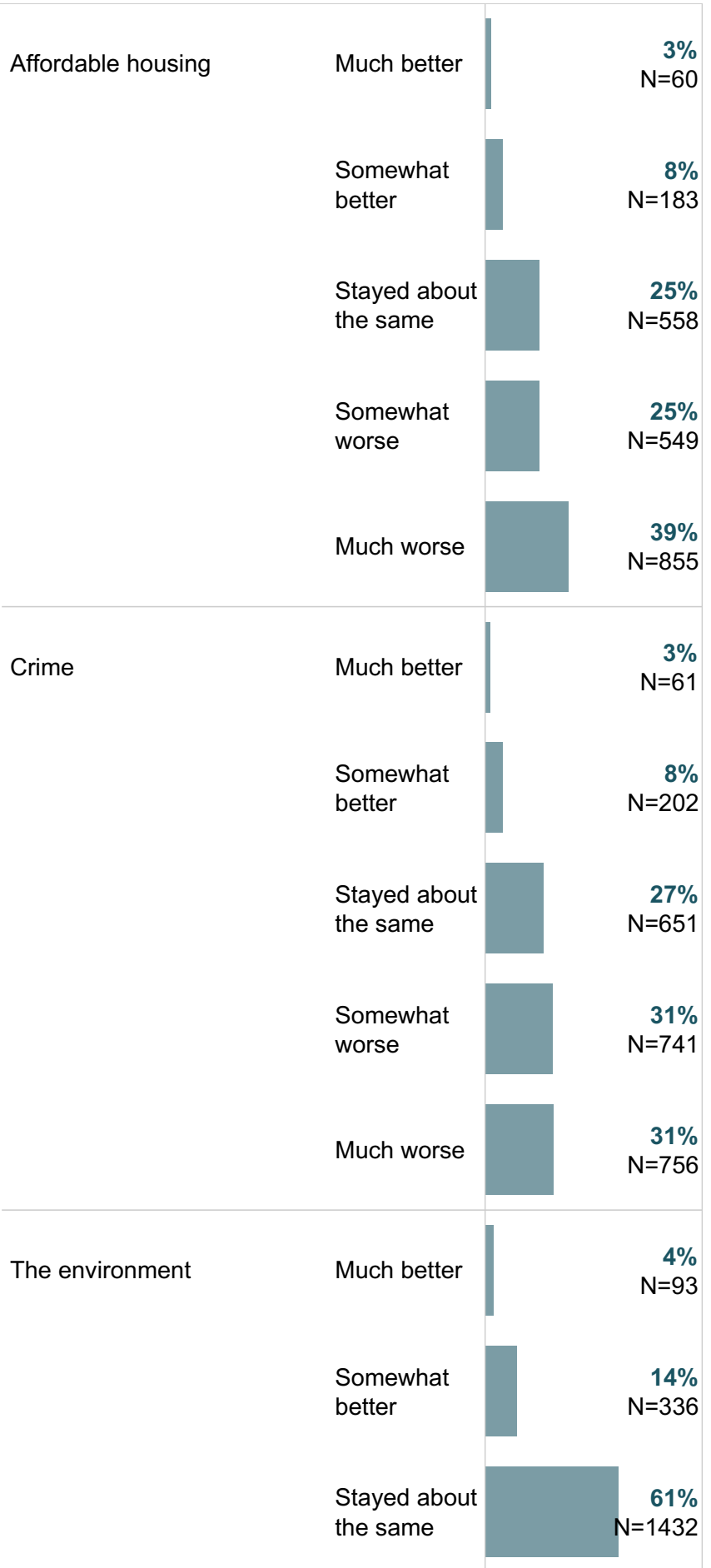
Please rate the quality of each of the following services in Montgomery County.



Overall, how would you rate the quality of the services provided by each of the following?

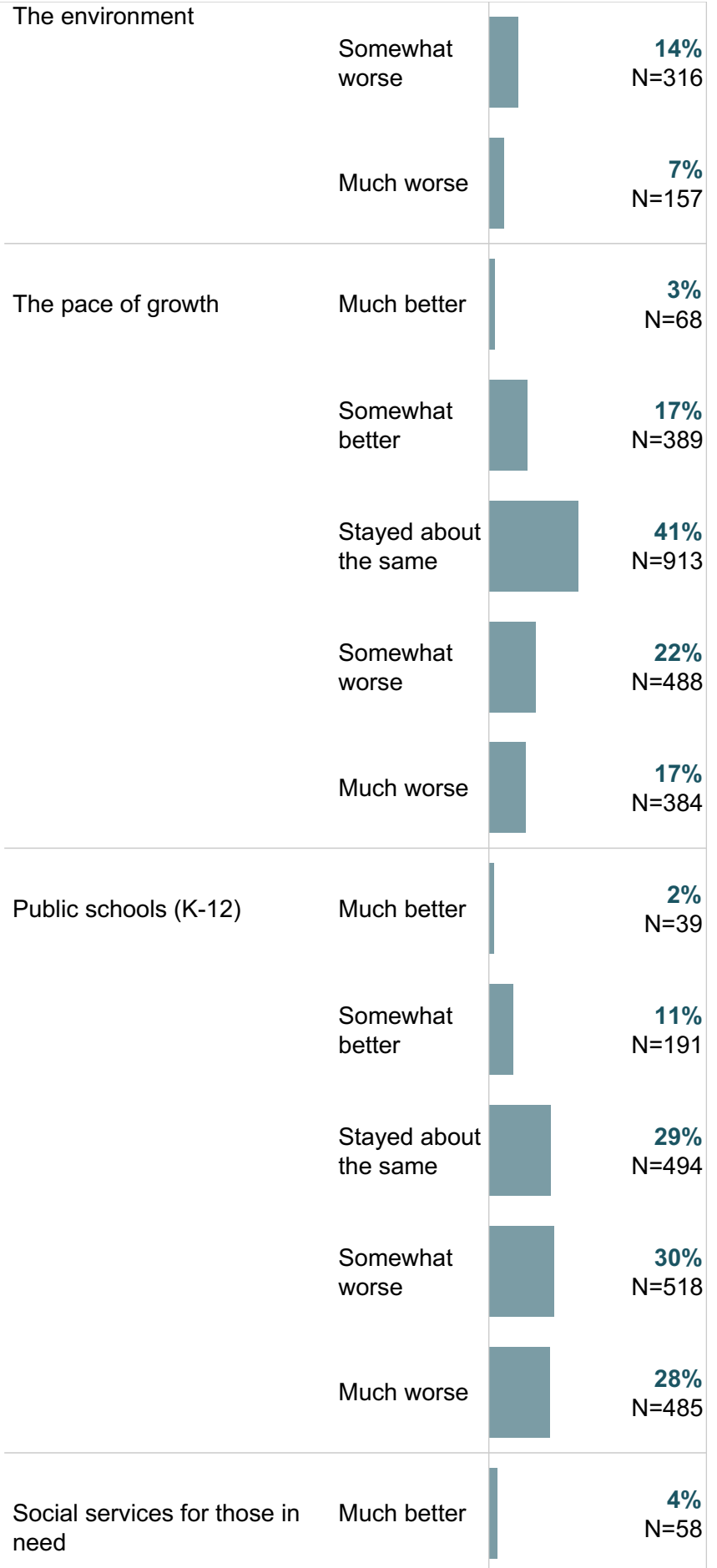
Custom

Thinking now about some more specific areas of focus, please indicate if each of the following have gotten better, worse or stayed the same in Montgomery County over the past two years.



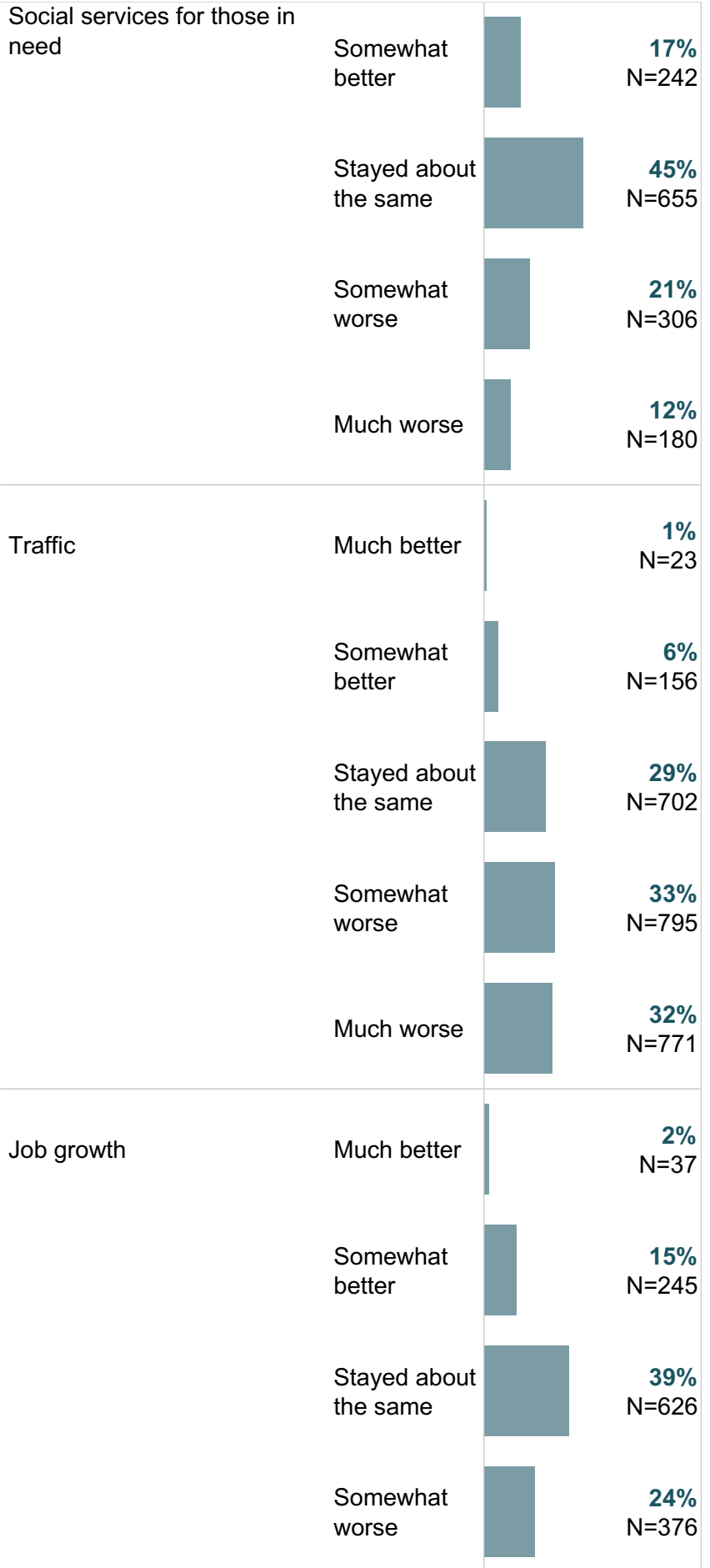
Custom

Thinking now about some more specific areas of focus, please indicate if each of the following have gotten better, worse or stayed the same in Montgomery County over the past two years.



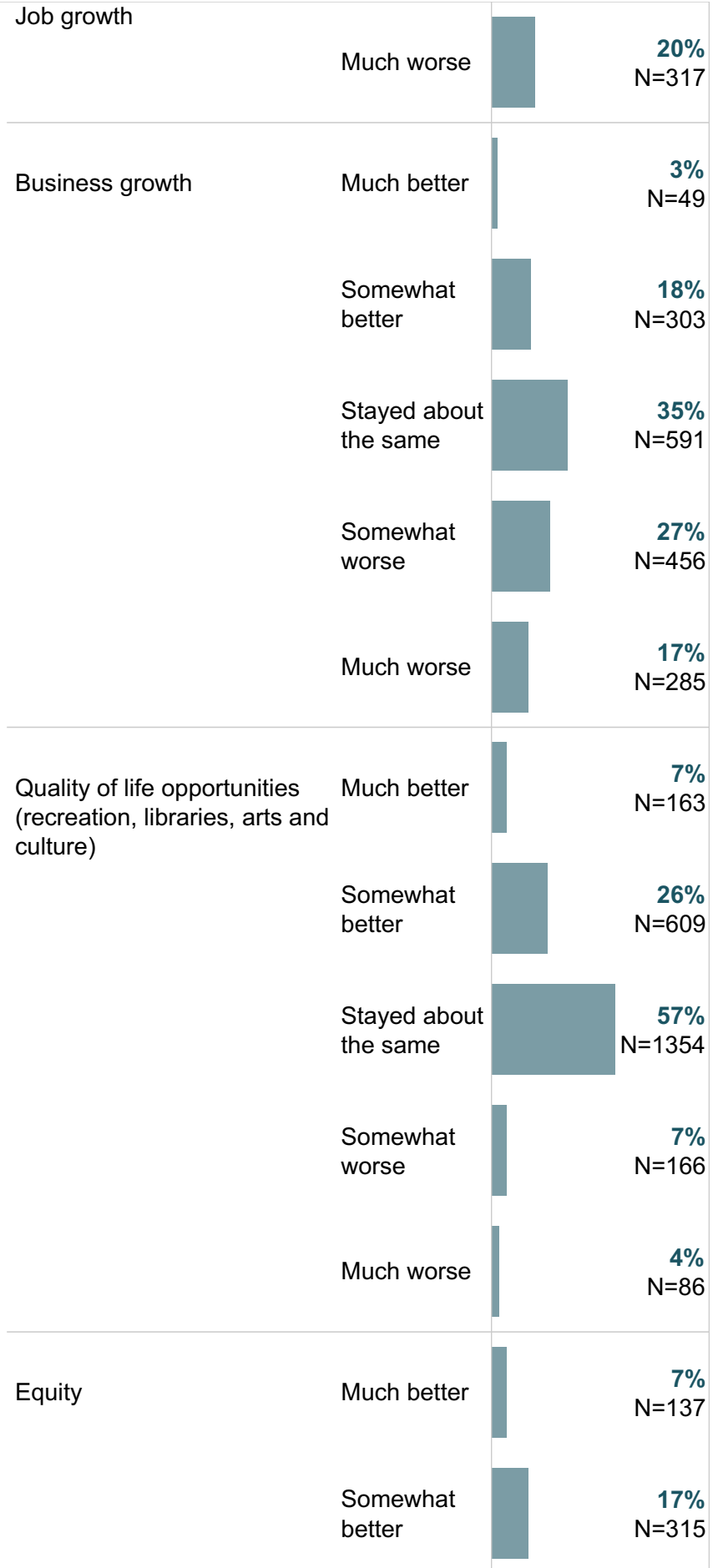
Custom














Thinking now about some more specific areas of focus, please indicate if each of the following have gotten better, worse or stayed the same in Montgomery County over the past two years.





























Custom

Thinking now about some more specific areas of focus, please indicate if each of the following have gotten better, worse or stayed the same in Montgomery County over the past two years.
















Custom	Thinking now about some more specific areas of focus, please indicate if each of the following have gotten better, worse or stayed the same in Montgomery County over the past two years.	Equity	Stayed about the same		50% N=941
			Somewhat worse		15% N=282
			Much worse		11% N=207
		Please select the statement that best describes your opinion.	I am satisfied with the current level of taxes and..		22% N=599
			I am willing to pay more taxes to get more servic..		12% N=324
			I feel that I pay too much for the services I re..		41% N=1084
			I am willing to accept service reductions if ..		9% N=240
			My opinion is different from the ones listed here.		10% N=256
			I don't have an opinion/no preference.		6% N=170
		Have you needed the County government to resolve an issue or problem in the past two years?	Yes		40% N=1054
			No		60% N=1583
	Considering the issue(s) from the previous question, please indicate how easy or hard it was to do each of the following	Communicate the issue/problem	Very easy		23% N=241
			Somewhat easy		34% N=346

Custom	Considering the issue(s) from the previous question, please indicate how easy or hard it was to do each of the following.	Communicate the issue/problem	Somewhat hard		25% N=258
			Very hard		18% N=183
		Resolve the issue/problem	Very easy		11% N=114
			Somewhat easy		22% N=223
			Somewhat hard		29% N=300
			Very hard		38% N=399
	How many times, if any, have you interacted with a Montgomery County Police Department (MCPD) employee WITHIN THE LAST TWO YEARS.	In person	0 times		55% N=1432
			1-2 times		33% N=865
			3-5 times		6% N=159
			6-8 times		2% N=53
			9 or more times		4% N=100
		On the phone	0 times		63% N=1640
			1-2 times		27% N=693

Custom	How many times, if any, have you interacted with a Montgomery County Police Department (MCPD) employee WITHIN THE LAST TWO YEARS.	On the phone	3-5 times		6% N=152
			6-8 times		2% N=55
			9 or more times		2% N=56
		Online	0 times		88% N=2223
			1-2 times		9% N=222
			3-5 times		2% N=53
			6-8 times		0% N=11
			9 or more times		1% N=31
		To what extent do you agree or disagree that the MCPD employee(s) you interacted with treated you fairly?	Strongly agree		54% N=906
Somewhat agree			31% N=523		
Somewhat disagree			8% N=134		
Strongly disagree			6% N=105		
Please rate each of the following aspects of the MCPD employee(s)	Professionalism	Excellent		46% N=792	

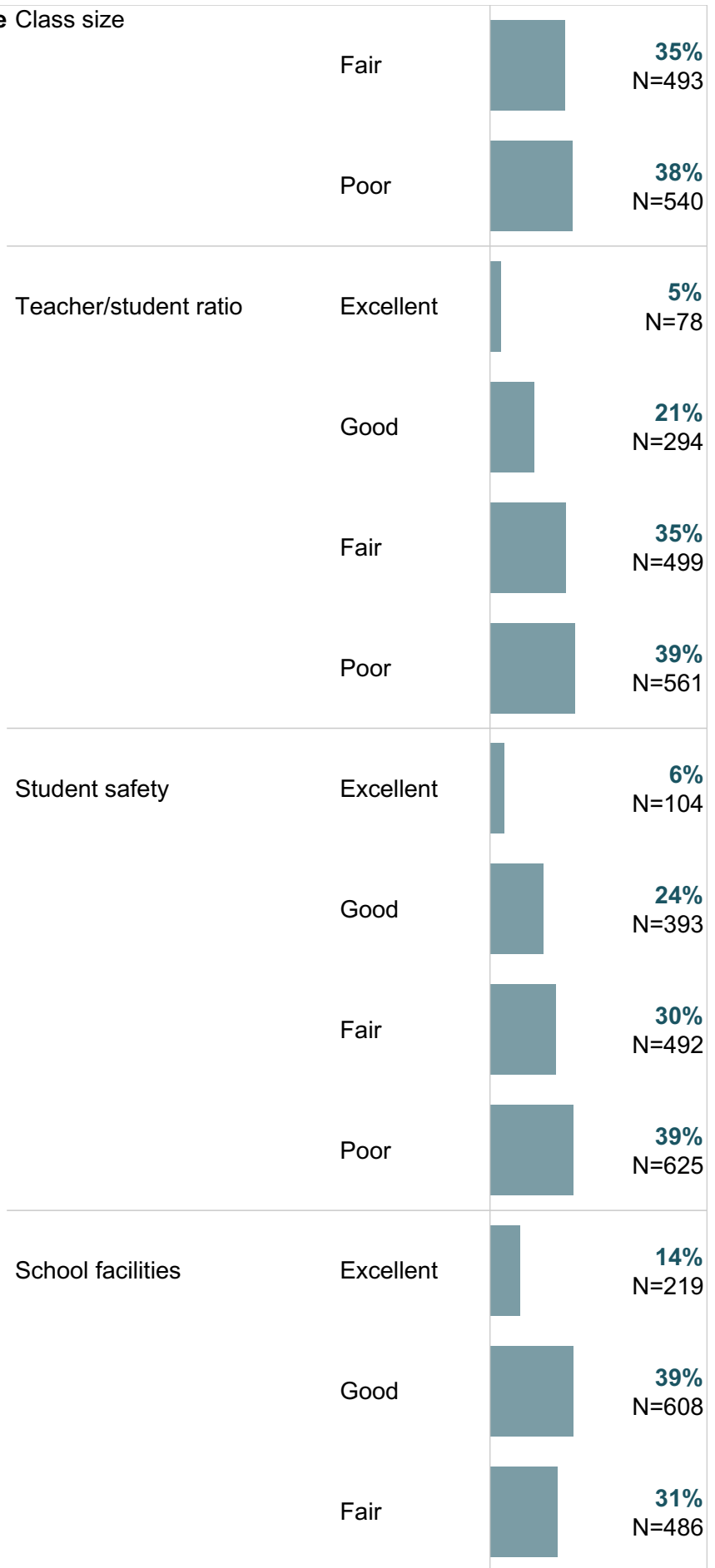
Custom

Please rate each of the following aspects of the MCPD employee(s) with whom you personally had contact:

	Professionalism	Good		34% N=592
		Fair		14% N=242
		Poor		6% N=105
Approachability		Excellent		40% N=697
		Good		32% N=557
		Fair		16% N=272
		Poor		11% N=198
Responsiveness		Excellent		39% N=654
		Good		29% N=491
		Fair		19% N=325
		Poor		13% N=215
Please rate each of the following aspects of Montgomery County K-12 public schools.	Class size	Excellent		7% N=96
		Good		21% N=296

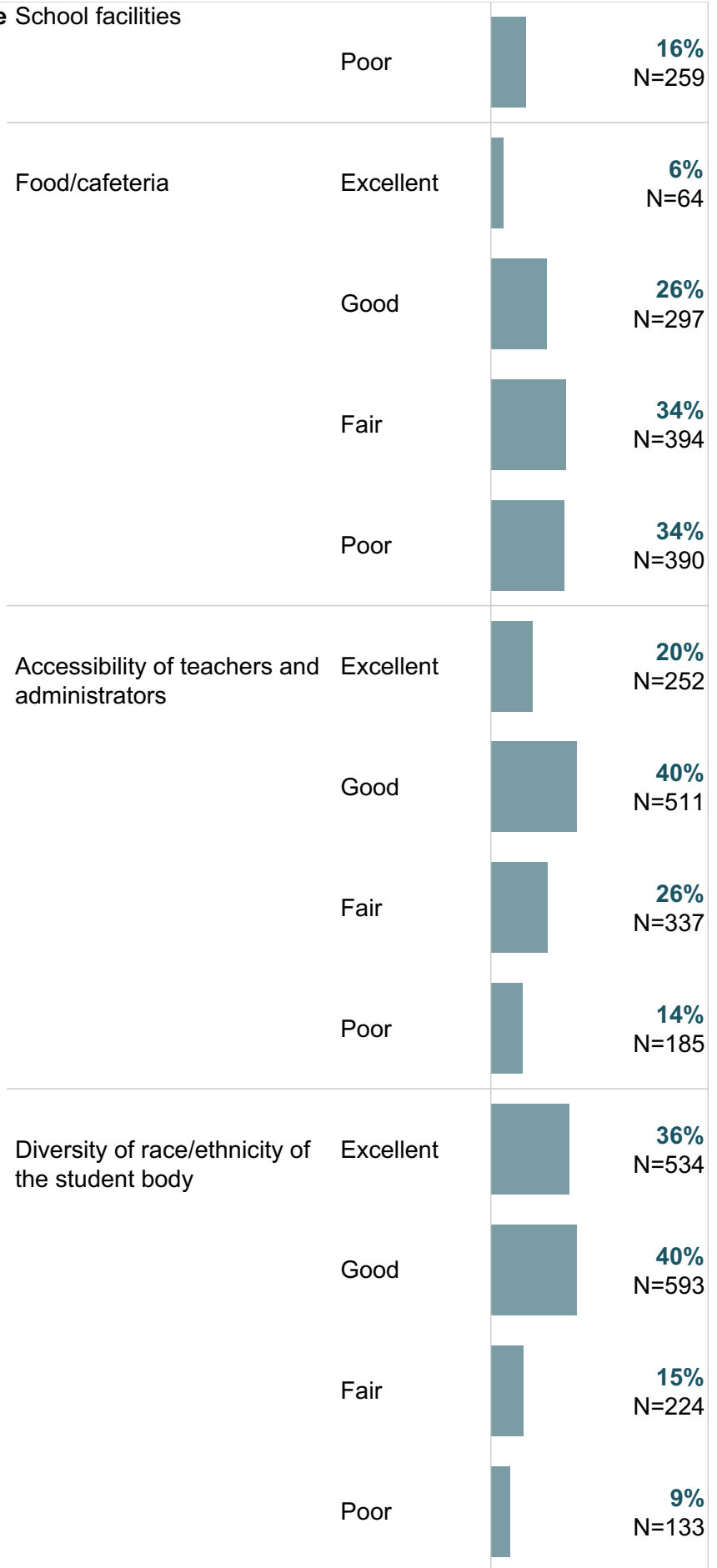
Custom

Please rate each of the following aspects of Montgomery County K-12 public schools.
















Custom

Please rate each of the following aspects of Montgomery County K-12 public schools.

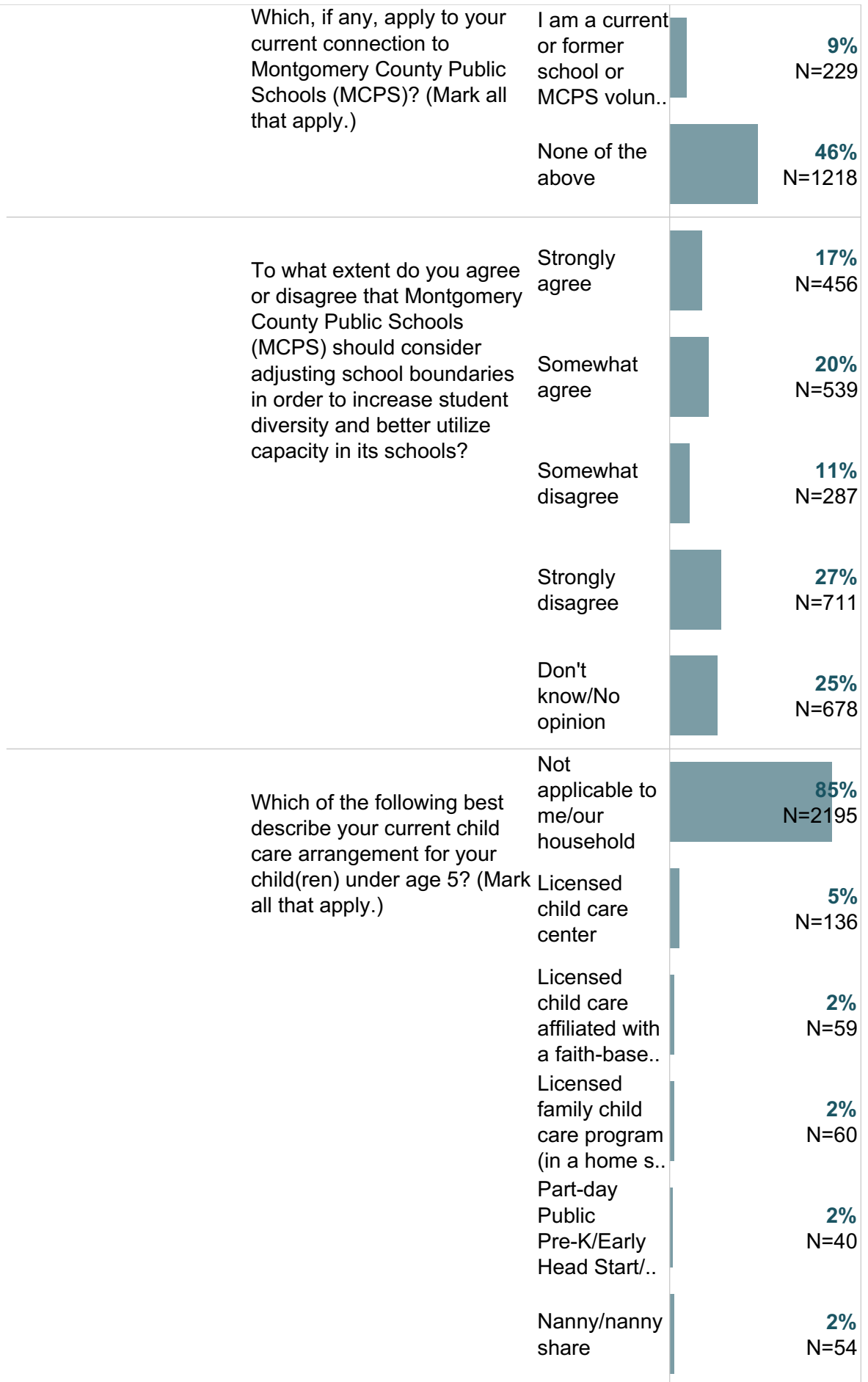


Custom

Please rate each of the following aspects of Montgomery County K-12 public schools.

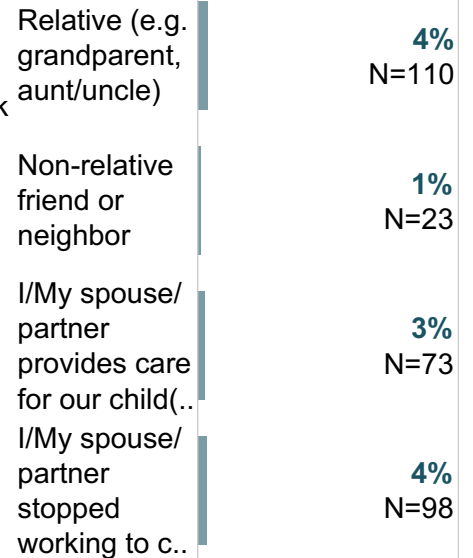
Virtual/remote instruction (when needed)	Excellent		11% N=110
	Good		32% N=313
	Fair		27% N=267
	Poor		29% N=282
Overall quality of education	Excellent		13% N=220
	Good		34% N=567
	Fair		34% N=570
	Poor		19% N=316
Which, if any, apply to your current connection to Montgomery County Public Schools (MCPS)? (Mark all that apply.)	One or more of my children is currently enrolled in a..		24% N=639
	One or more of my children was enrolled in MCPS in t..		26% N=679
	My grandchild(ren) or other relatives are..		9% N=250
	I am a current MCPS employee		4% N=109
	I am a past MCPS employee		4% N=97

Custom

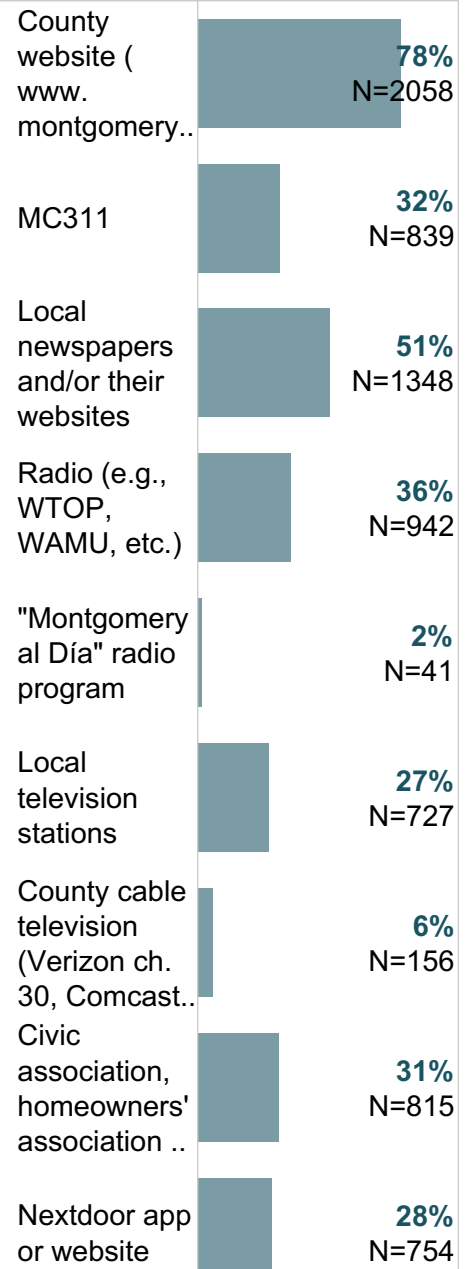


Custom

Which of the following best describe your current child care arrangement for your child(ren) under age 5? (Mark all that apply.)

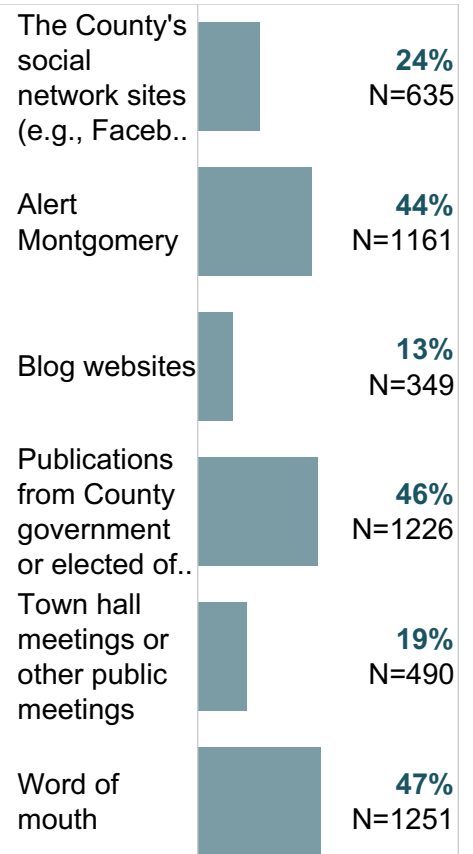


Please indicate which of the following potential sources for information, if any, that you use to get information about County services, activities, and events. (Please mark all that apply.)

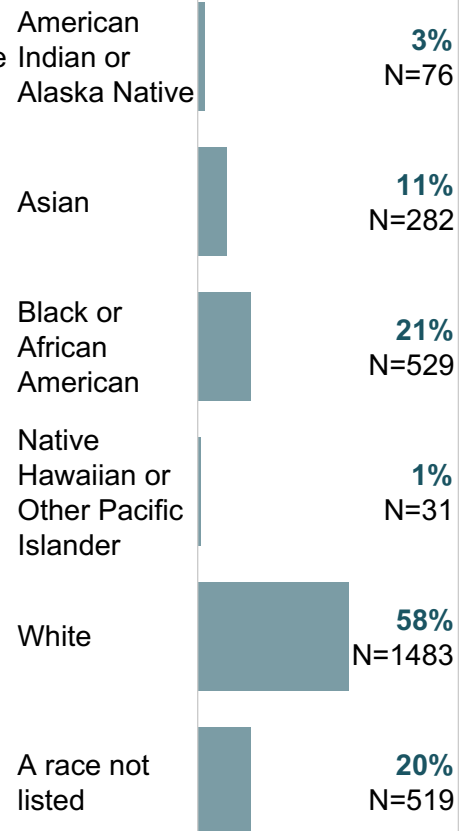


Custom

Please indicate which of the following potential sources for information, if any, that you use to get information about County services, activities, and events. (Please mark all that apply.)



What is your race? (Mark one or more races to indicate what race you consider yourself to be.)

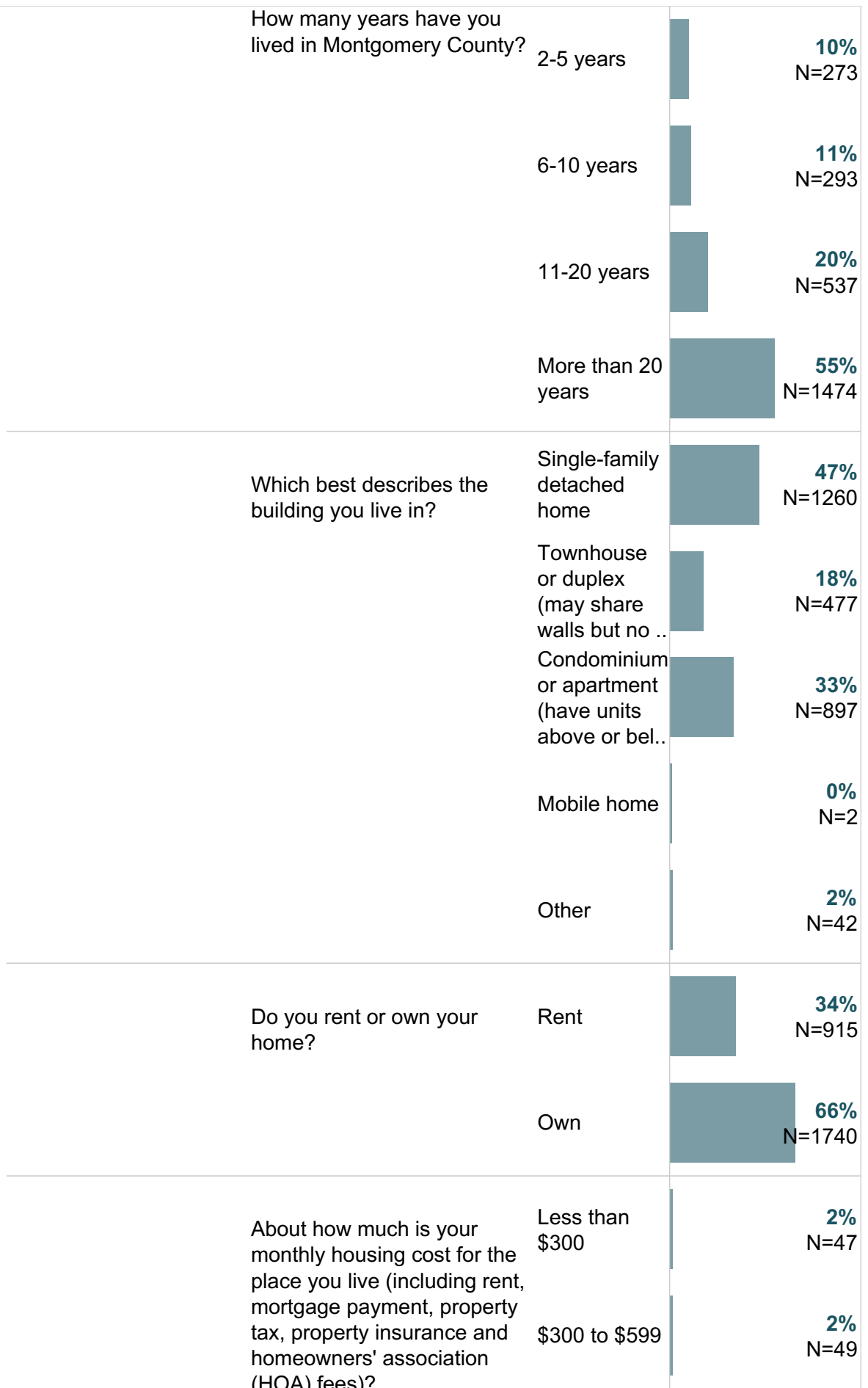


Demographic

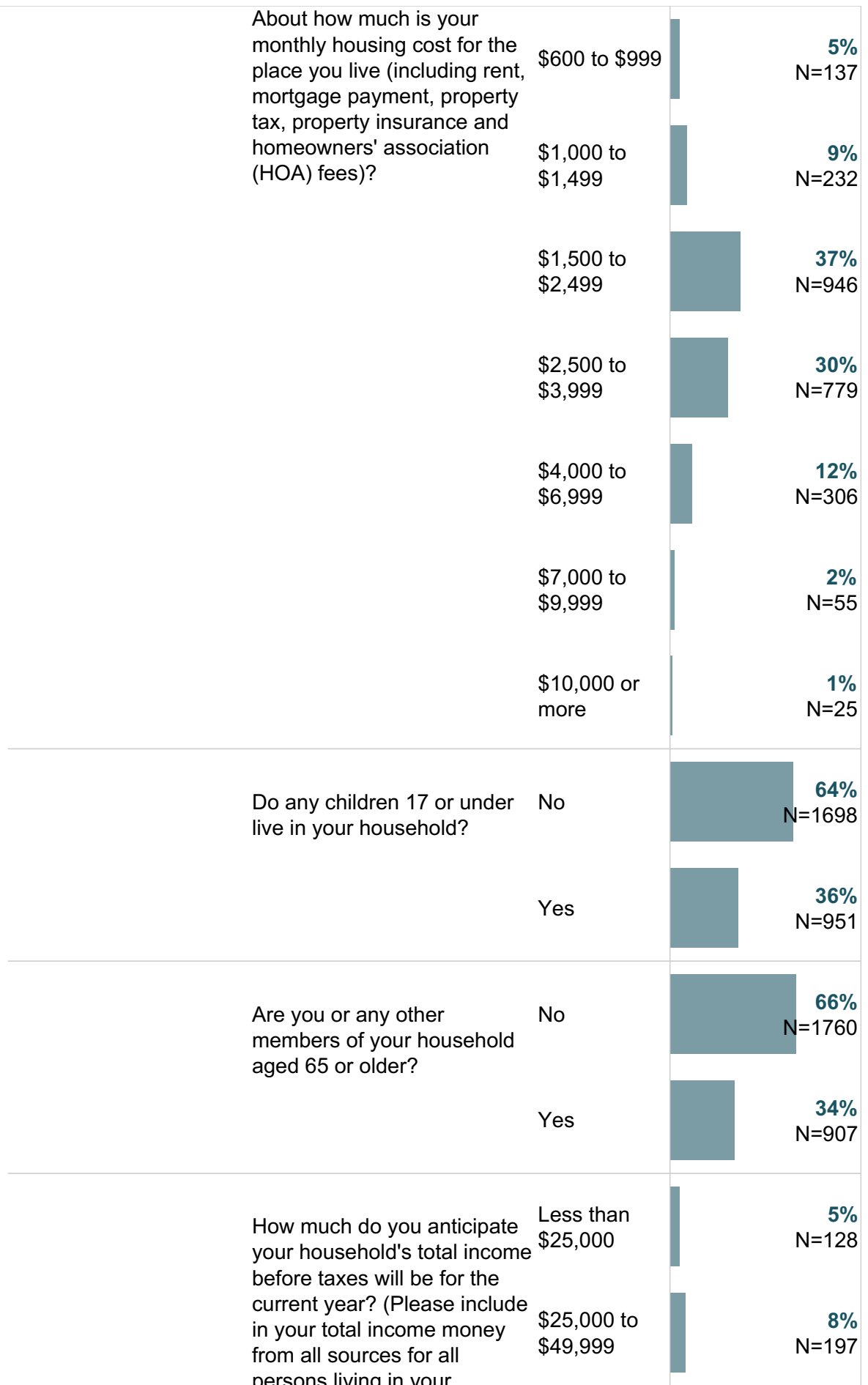
How many years have you lived in Montgomery County?



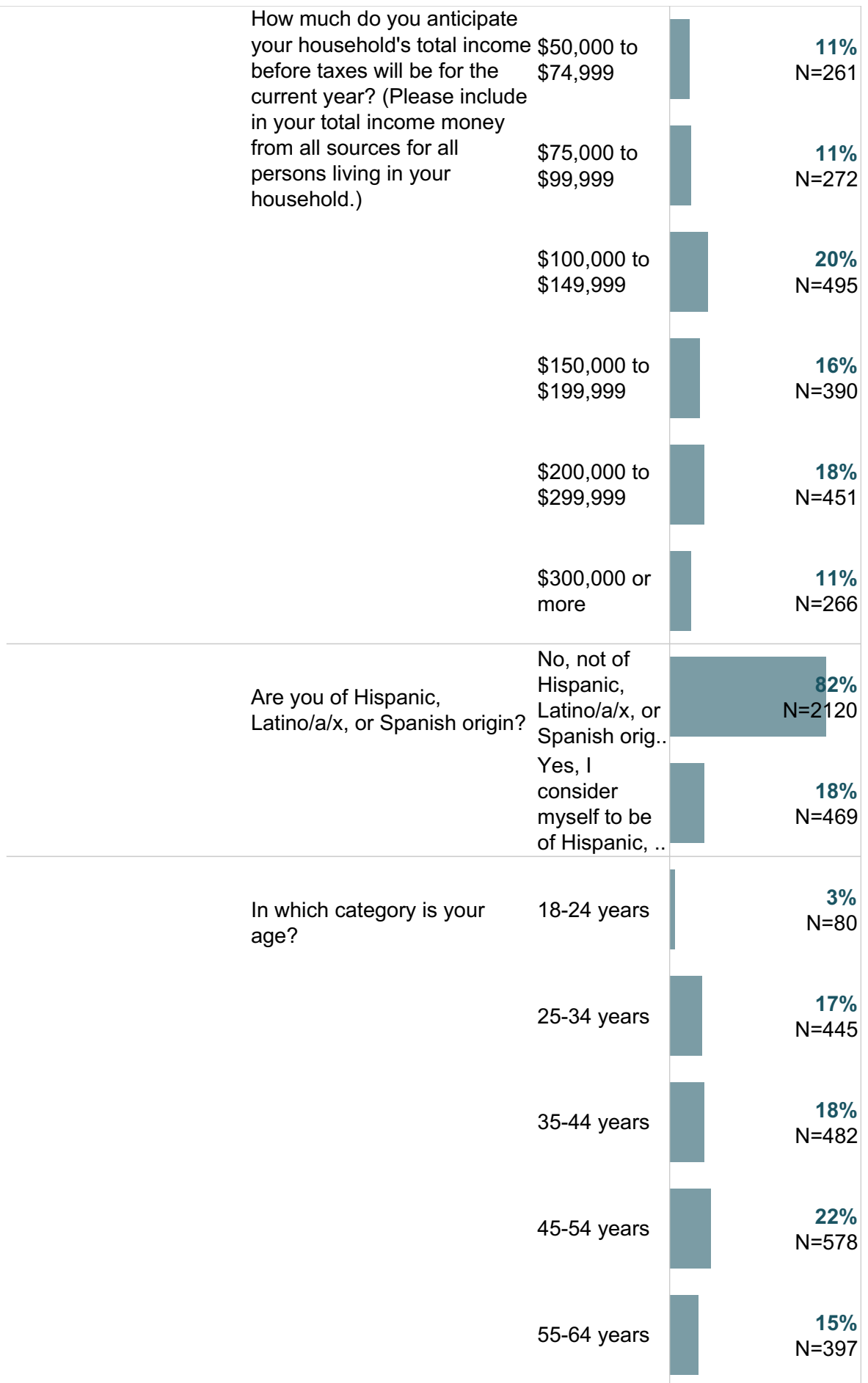
Demographic



Demographic



Demographic



Demographic

In which category is your age?

65-74 years



15%
N=395

75 years or older



10%
N=262

What is your gender?

Woman



52%
N=1365

Man



45%
N=1173

Identify in another way



4%
N=93